



Ceiling Lamps • Plafones pg. 12 - 83

Pendant Lamps • Colgantes pg. 84 - 95

Ceiling Fans • Ventiladores de techo pg. 96 - 105

Wall Lamps • Apliques pg. 106 - 127

Baby & Kid Lamps • Lámparas Infantiles pg. 128 - 143

Accessories • Accesorios pg. 144 - 145

Last units • Últimas unidades pg. 146 - 201

Technical • Técnico pg. 202 - 211

ES

+34 963 267 365
info@kelektron.com

RO

+40 0763 544 545
info@kelektron.com



Comply with European Legislation
Cumple con la Legislación Europea



3 Years Guarantee
Garantía de 3 Años

RoHS

Restriction of Dangerous Substances
Restricción de Sustancias Peligrosas



Mercury Free
No incluye Mercurio



Save Energy
Ahorra Energía



Recyclable
Reciclable

0003A Council	pg. 165	0077A Helena	pg. 159	0132A Dafne	pg. 73
0005A Diamond	pg. 168	0078A Skoll	pg. 65	0133A Retro Cloud	pg. 110
0006A Diamond	pg. 169	0079A Skoll	pg. 65	0134A Retro Cloud	pg. 111
0009A Core S	pg. 147	0081A Jano	pg. 68	0135A Retro Square	pg. 108
0010A Core S	pg. 148	0082A Jano	pg. 69	0136A Knot M	pg. 88
0011A Core RT	pg. 150	0083A Anthe	pg. 114	0137A Knot M	pg. 89
0012A Base	pg. 152	0084A Anthe	pg. 114	0138A Knot L	pg. 92
0014A Base	pg. 153	0085A Anthe	pg. 115	0139A Knot L	pg. 93
0015A Closer	pg. 151	0086A Anthe	pg. 115	0144A Earth L	pg. 62
0021A Comet 14	pg. 82	0089A Heron	pg. 70	0145A Earth M	pg. 62
0023A Silk	pg. 183	0090A Praslin	pg. 71	0146A Moon L	pg. 63
0024A Silk	pg. 182	0091A Praslin	pg. 71	0147A Moon M	pg. 63
0026A Hoop 4	pg. 120	0092A Deia	pg. 72	0148A Opal 5W	pg. 206
0028A Hoop 4	pg. 121	0093A Lofoten	pg. 74	0158A Tuy	pg. 50
0029A Up	pg. 138	0094A Boira	pg. 117	0159A Pao	pg. 51
0030A Belinus	pg. 23	0095A Boira	pg. 117	0160A Sunna	pg. 54-55
0031A Belinus	pg. 24	0097A New Frame	pg. 122	0161A Sunna	pg. 54-55
0032A Belinus	pg. 26-27	0098A New Frame	pg. 122	0162A Sunna	pg. 54-55
0033A Retro Square	pg. 108	0099A New Frame	pg. 124	0163A Simou	pg. 58
0037A Retro	pg. 35	0100A New Frame	pg. 125	0164A Cata	pg. 56
0038A Retro	pg. 36	0101A Ariel	pg. 76	0165A Kore	pg. 59
0039A Belinus	pg. 25	0102A Skoll	pg. 65	0166A Cata	pg. 57
0040A Retro	pg. 37	0104A Juliet	pg. 75	0167A Ocamo	pg. 52-53
0041A Belinus	pg. 28	0105A Ophelia	pg. 67	0168A Icaria	pg. 14
0047A Sign R	pg. 191	0106A Ophelia	pg. 67	0169A Icaria	pg. 15
0055A Deco 6W	pg. 206	0107A Ophelia	pg. 67	0170A Symi	pg. 81
0056A Candle 4W	pg. 206	0109A Panda 1	pg. 131	0171A Ares	pg. 80
0058A Filament 7W	pg. 206	0110A Frog 1	pg. 131	0172A Corfú	pg. 77
0060A Drops 1A	pg. 190	0111A Mouse 1	pg. 132	0173A Tales	pg. 78
0061A Tarvos	pg. 154	0112A Bear 1	pg. 132	0174A Tales	pg. 79
0062A Tarvos	pg. 154	0113A Panda 2	pg. 132	0175A Lara	pg. 18
0063A Tarvos	pg. 154	0114A Rabbit 1	pg. 133	0176A Lara	pg. 19
0064A Tarvos	pg. 154	0115A Dog 1	pg. 133	0177A Orion	pg. 107
0065A Sao	pg. 44-45	0116A Tiger 1	pg. 134	0178A Titania	pg. 16
0067A Albiorix	pg. 29	0117A Tiger 2	pg. 134	0179A Titania	pg. 16
0068A Albiorix	pg. 30	0118A Tiger 3	pg. 134	0180A Bande	pg. 17
0069A Albiorix	pg. 31	0119A Rabbit 2	pg. 135	0181A Retro Cloud	pg. 112
0071A Prometeo	pg. 32	0120A Rabbit 3	pg. 135	0182A Retro Square	pg. 109
0072A Prometeo	pg. 33	0121A Rabbit 4	pg. 135	0183A Cervas RD	pg. 48
0073A Prometeo	pg. 34	0122A Cow 1	pg. 136	0184A Cervas SQ	pg. 49
0074A Skadi	pg. 158	0123A Cow 2	pg. 136	0185A Cervas RD	pg. 46
0075A Helena	pg. 172	0124A Cow 3	pg. 136	0186A Cervas SQ	pg. 47
0076A Skadi	pg. 173	0125A Koala 1	pg. 137	0187A Peyto	pg. 22
		0126A Chicken 1	pg. 137	0188A Albanel	pg. 13
		0127A Knot M	pg. 87	0189A Medina	pg. 61
		0128A Helix II	pg. 118	0190A Medina	pg. 61
		0129A Helix II	pg. 118	0191A Medina	pg. 61
		0131A Knot L	pg. 90	0192A Orion	pg. 107

0193A Orion	pg. 106-107	140 Ufo 100W	pg. 209	701 Tron 32W	pg. 207
0194A Juliet II	pg. 60	141 Ufo 150W	pg. 209	702 Tron 42W	pg. 208
0195A Juliet II	pg. 60	142 Ufo 200W	pg. 209	704 Essential 32W	pg. 205
0196A Ophelia	pg. 66	143 Acc Deco G.A.	pg. 208	705 Minimal Twin R 24W	pg. 204
0197A Skoll	pg. 64	149 Bulb Deco 6W	pg. 206	706 Minimal Twin S 24W	pg. 205
0208A Topa	pg. 103	151 Bulb Deco 7W	pg. 206	707 Urban 80W	pg. 211
0209A Blue Planet	pg. 139	162 Par F 13W	pg. 206	708 Ufo 240W	pg. 210
0210A Bassas	pg. 85	164 Blade 9W	pg. 208	709 Essential 21W	pg. 205
0211A Bassas	pg. 85	166 Blade 24W	pg. 208	722 Minimal Twin S 24W	pg. 205
0213A Saturno	pg. 86	265 Ufo	pg. 161	723 Base	pg. 170
0214A Saturno	pg. 86	358 Minimal Twin R	pg. 204	724 Base	pg. 171
0219A Bassas	pg. 84	359 Drops 1B	pg. 188	729 Step	pg. 166
0220A Aroa	pg. 95	386 Flaute 6	pg. 177	730 Step	pg. 167
0221A Odiel	pg. 94	398 Flaute 9C	pg. 178	736 Eclipse	pg. 126
0222A Brezza	pg. 100	403 Flaute 10	pg. 179	737 Eclipse	pg. 127
0223A Vietor	pg. 98	440 Essential R 7W	pg. 203	751 Frame	pg. 164
0224A Brezza	pg. 100	441 Essential S 7W	pg. 203	752 Frame	pg. 162
0225A Vietor	pg. 96-97	444 Essential 19W	pg. 205	798 Ufo High Bay 150W	pg. 210
0226A Ventus	pg. 104-105	446 Minimal RE 24W	pg. 204	799 Ufo High Bay 200W	pg. 210
0228A Koala 4	pg. 129	448 Minimal SE 24W	pg. 204	959 Drops 7	pg. 180
0229A Koala 2	pg. 129	469 Potence 30W	pg. 211	960 Drops 1D	pg. 174
0230A Koala 3	pg. 129	470 Potence 50W	pg. 211	961 Drops 1D	pg. 174
0231A Hipo 1	pg. 130	471 Urban 40W	pg. 211	962 Drops 5D	pg. 175
0232A Bear 2	pg. 130	472 Ufo 120W	pg. 209	963 Drops 5D	pg. 175
0234A Pig 1	pg. 130	473 Ufo 150W	pg. 209	964 Drops 10D	pg. 176
0318A Orion	pg. 107	474 Ufo 180W	pg. 209	966 Retro	pg. 38
0319A Turpial	pg. 20	475 Ufo 210W	pg. 210	969 Retro	pg. 39
0320A Turpial	pg. 20	476 Ufo 240W	pg. 210	973 Mab	pg. 160
0321A Turpial	pg. 21	507 Polyhedron	pg. 186	974 Retro	pg. 41
0327A Led Magnet Kit	pg. 145	515 Cooper 2	pg. 187	975 Retro	pg. 40
0328A Led Magnet Kit	pg. 145	519 Minimal 18W	pg. 204	976 Retro	pg. 42
050 Tron 22W	pg. 207	534 Owl 2	pg. 198	977 Retro	pg. 43
051 Tron 32W	pg. 207	537 Helicopter 2	pg. 193	982 Umbrella	pg. 184
052 Tron 42W	pg. 207	538 Retro Cloud	pg. 113	985 Umbrella	pg. 184
053 Tron 36W	pg. 207	539 Retro Square	pg. 109	986 Umbrella	pg. 184
057 Periscope 40W	pg. 203	542 Bee 2	pg. 194		
058 Periscope 40W O	pg. 203	543 Nautilus	pg. 195		
059 Periscope 30W	pg. 211	544 Ship	pg. 196		
065 Tubular 15W PW	pg. 208	549 Bee World	pg. 199		
076 Essential 7W SC	pg. 203	551 Ocean 2	pg. 197		
117 Drops 1A	pg. 190	552 Nidus 1	pg. 192		
118 Drops 7	pg. 180	553 Nidus 2	pg. 201		
119 Drops 1B	pg. 189	554 Pirate Ship 2	pg. 200		
121 Potence 100W	pg. 211	557 Football	pg. 141		
134 Acc Deco G	pg. 208	559 Basket Ball	pg. 140		
135 Acc Deco R	pg. 208	560 Helicopter 3	pg. 142		
136 Acc Deco B	pg. 208	622 Hat 5	pg. 181		
137 Acc Deco Y	pg. 208	652 White Star	pg. 143		

A

Acc Deco B	136	pg. 208
Acc Deco G.A.	143	pg. 208
Acc Deco G	134	pg. 208
Acc Deco R	135	pg. 208
Acc Deco Y	137	pg. 208
Albanel	0188A	pg. 13
Albiorix	0067A	pg. 29
Albiorix	0068A	pg. 30
Albiorix	0069A	pg. 31
Anthe	0083A	pg. 114
Anthe	0084A	pg. 114
Anthe	0085A	pg. 115
Anthe	0086A	pg. 115
Ares	0171A	pg. 80
Ariel	0101A	pg. 76
Aroa	0220A	pg. 95

B

Bande	0180A	pg. 17
Base	0012A	pg. 152
Base	0014A	pg. 153
Base	723	pg. 170
Base	724	pg. 171
Basket Ball	559	pg. 140
Bassas	0210A	pg. 85
Bassas	0211A	pg. 85
Bassas	0219A	pg. 84
Bear 1	0112A	pg. 132
Bear 2	0232A	pg. 130
Bee 2	542	pg. 194
Bee World	549	pg. 199
Belinus	0030A	pg. 23
Belinus	0031A	pg. 24
Belinus	0032A	pg. 26-27
Belinus	0039A	pg. 25
Belinus	0041A	pg. 28
Blade 24W	166	pg. 208
Blade 9W	164	pg. 208
Blue Planet	0209A	pg. 139
Boira	0094A	pg. 117
Boira	0095A	pg. 117
Brezza	0222A	pg. 100
Brezza	0224A	pg. 100

C

Candle 4W	0056A	pg. 206
Cata	0164A	pg. 56
Cata	0166A	pg. 57

Cervas RD	0183A	pg. 48
Cervas RD	0185A	pg. 46
Cervas SQ	0184A	pg. 49
Cervas SQ	0186A	pg. 47
Chicken 1	0126A	pg. 137
Closer	0015A	pg. 151
Comet 14	0021A	pg. 82
Cooper 2	515	pg. 187
Core RT	0011A	pg. 150
Core S	0009A	pg. 147
Core S	0010A	pg. 148
Corfú	0172A	pg. 77
Council	0003A	pg. 165
Cow 1	0122A	pg. 136
Cow 2	0123A	pg. 136
Cow 3	0124A	pg. 136

D

Dafne	0132A	pg. 73
Deco 6W	0055A	pg. 206
Deco 6W	149	pg. 206
Deco 7W	151	pg. 206
Deia	0092A	pg. 72
Diamond	0005A	pg. 168
Diamond	0006A	pg. 169
Dog 1	0115A	pg. 133
Drops 10D	964	pg. 176
Drops 1A	0060A	pg. 190
Drops 1A	117	pg. 190
Drops 1B	119	pg. 189
Drops 1B	359	pg. 188
Drops 1D	960	pg. 174
Drops 1D	961	pg. 174
Drops 5D	962	pg. 175
Drops 5D	963	pg. 175
Drops 7	118	pg. 180
Drops 7	959	pg. 180

E

Earth L	0144A	pg. 62
Earth M	0145A	pg. 62
Eclipse	736	pg. 126
Eclipse	737	pg. 127
Essential 19W	444	pg. 205
Essential 21W	709	pg. 205
Essential 32W	704	pg. 205
Essential 7W SC	076	pg. 203
Essential R 7W	440	pg. 203
Essential S 7W	441	pg. 203

F

Filament 7W	0058A	pg. 206
Flaute 10	403	pg. 179

Flaute 6	386	pg. 177
Flaute 9C	398	pg. 178
Football	557	pg. 141
Frame	751	pg. 164
Frame	752	pg. 162
Frog 1	0110A	pg. 131

H

Hat 5	622	pg. 181
Helena	0075A	pg. 172
Helena	0077A	pg. 159
Helicopter 2	537	pg. 193
Helicopter 3	560	pg. 142
Helix II	0128A	pg. 118
Helix II	0129A	pg. 118
Heron	0089A	pg. 70
Hipo 1	0231A	pg. 130
Hoop 4	0026A	pg. 120
Hoop 4	0028A	pg. 121

I

Icaria	0168A	pg. 14
Icaria	0169A	pg. 15

J

Jano	0081A	pg. 68
Jano	0082A	pg. 69
Juliet	0104A	pg. 75
Juliet II	0194A	pg. 60
Juliet II	0195A	pg. 60

K

Knot L	0131A	pg. 90
Knot L	0138A	pg. 92
Knot L	0139A	pg. 93
Knot M	0127A	pg. 87
Knot M	0136A	pg. 88
Knot M	0137A	pg. 89
Koala 1	0125A	pg. 137
Koala 2	0229A	pg. 129
Koala 3	0230A	pg. 129
Koala 4	0228A	pg. 129
Kore	0165A	pg. 59

L

Lara	0175A	pg. 18
Lara	0176A	pg. 19
Led Magnet Kit	0327A	pg. 145
Led Magnet Kit	0328A	pg. 145
Lofoten	0093A	pg. 74

M

Mab	973	pg. 160
Medina	0189A	pg. 61
Medina	0190A	pg. 61
Medina	0191A	pg. 61

Minimal 18W	519	pg. 204	Prometeo	0072A	pg. 33	Tarvos	0063A	pg. 154
Minimal RE 24W	446	pg. 204	Prometeo	0073A	pg. 34	Tarvos	0064A	pg. 154
Minimal SE 24W	448	pg. 204	R			Tiger 1	0116A	pg. 134
Minimal T R 24W	705	pg. 204	Rabbit 1	0114A	pg. 133	Tiger 2	0117A	pg. 134
Minimal T R	358	pg. 204	Rabbit 2	0119A	pg. 135	Tiger 3	0118A	pg. 134
Minimal T S 24W	706	pg. 205	Rabbit 3	0120A	pg. 135	Titania	0178A	pg. 16
Minimal T S 24W	722	pg. 205	Rabbit 4	0121A	pg. 135	Titania	0179A	pg. 16
Moon L	0146A	pg. 63	Retro	0037A	pg. 35	Topa	0208A	pg. 103
Moon M	0147A	pg. 63	Retro	0038A	pg. 36	Tron 22W	050	pg. 207
Mouse 1	0111A	pg. 132	Retro	0040A	pg. 37	Tron 32W	051	pg. 207
N			Retro	966	pg. 38	Tron 32W	701	pg. 207
Nautilus	543	pg. 195	Retro	969	pg. 39	Tron 36W	053	pg. 207
New Frame	0097A	pg. 122	Retro	974	pg. 41	Tron 42W	052	pg. 207
New Frame	0098A	pg. 122	Retro	975	pg. 40	Tron 42W	702	pg. 208
New Frame	0099A	pg. 124	Retro	976	pg. 42	Tubular 15W PW	065	pg. 208
New Frame	0100A	pg. 125	Retro	977	pg. 43	Turpial	0319A	pg. 20
Nidus 1	552	pg. 192	Retro CL	0133A	pg. 110	Turpial	0320A	pg. 20
Nidus 2	553	pg. 201	Retro CL	0134A	pg. 111	Turpial	0321A	pg. 21
O			Retro CL	0181A	pg. 112	Tuy	0158A	pg. 50
Ocamo	0167A	pg. 52-53	Retro CL	538	pg. 113	U		
Ocean 2	551	pg. 197	Retro SQ	0033A	pg. 108	Ufo 100W	140	pg. 209
Odiel	0221A	pg. 94	Retro SQ	0135A	pg. 108	Ufo 120W	472	pg. 209
Opal 5W	0148A	pg. 206	Retro SQ	0182A	pg. 109	Ufo 150W	141	pg. 209
Ophelia	0105A	pg. 67	Retro SQ	539	pg. 109	Ufo 150W	473	pg. 209
Ophelia	0106A	pg. 67	S			Ufo 180W	474	pg. 209
Ophelia	0107A	pg. 67	Sao	0065A	pg. 44-45	Ufo 200W	142	pg. 209
Ophelia	0196A	pg. 66	Saturno	0213A	pg. 86	Ufo 210W	475	pg. 210
Orion	0177A	pg. 107	Saturno	0214A	pg. 86	Ufo 240W	476	pg. 210
Orion	0192A	pg. 107	Ship	544	pg. 196	Ufo 240W	708	pg. 210
Orion	0193A	pg. 107	Sign R	0047A	pg. 191	Ufo	265	pg. 161
Orion	0318A	pg. 107	Silk	0023A	pg. 183	Ufo High B. 150	798	pg. 210
Owl 2	534	pg. 198	Silk	0024A	pg. 182	Ufo High B. 200	799	pg. 210
P			Simou	0163A	pg. 58	Umbrella 10	986	pg. 184
Panda 1	0109A	pg. 131	Skadi	0074A	pg. 158	Umbrella 6	982	pg. 184
Panda 2	0113A	pg. 132	Skadi	0076A	pg. 173	Umbrella 9	985	pg. 184
Pao	0159A	pg. 51	Skoll	0078A	pg. 65	Up	0029A	pg. 138
Par F 13W	162	pg. 206	Skoll	0079A	pg. 65	Urban 40W	471	pg. 211
Periscope 30W	059	pg. 211	Skoll	0102A	pg. 65	Urban 80W	707	pg. 211
Periscope 40W	057	pg. 203	Skoll	0197A	pg. 64	V		
Periscope 40W O	058	pg. 203	Step	729	pg. 166	Ventus	0226A	pg. 104
Peyto	0187A	pg. 22	Step	730	pg. 167	Vietor	0223A	pg. 98
Pig 1	0234A	pg. 130	Sunna	0160A	pg. 54-55	Vietor	0225A	pg. 97
Pirate Ship	554	pg. 196	Sunna	0161A	pg. 54-55	White Star	652	pg. 143
Polyhedron	507	pg. 186	Sunna	0162A	pg. 54-55			
Potence 100W	121	pg. 211	Symi	0170A	pg. 81			
Potence 30W	469	pg. 211	T					
Potence 50W	470	pg. 211	Tales	0173A	pg. 78			
Praslin	0090A	pg. 71	Tales	0174A	pg. 79			
Praslin	0091A	pg. 71	Tarvos	0061A	pg. 154			
Prometeo	0071A	pg. 32	Tarvos	0062A	pg. 154			



Albanel 0188A
pg. 13



Icaria 0168A
pg. 14



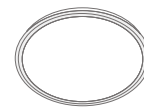
Icaria 0169A
pg. 15



Titania 0178A
pg. 16




Titania 0179A
pg. 16



Bande 0180A
pg. 17



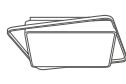
Core S 0009A
pg. 147



Core S 0010A
pg. 148



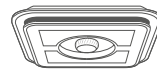
Core RT 0011A
pg. 150



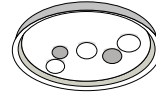
Base 0012A
pg. 152



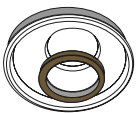
Base 0014A
pg. 153



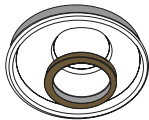
Closer 0015A
pg. 151



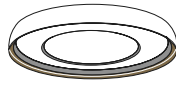
Peyto 0187A
pg. 22



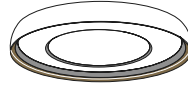
Lara 0175A
pg. 18



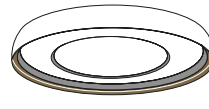
Lara 0176A
pg. 19



Turpial 0319A
pg. 20




Turpial 0320A
pg. 20



Turpial 0321A
pg. 21



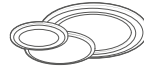
Belinus 0030A
pg. 23



Belinus 0031A
pg. 24



Belinus 0032A
pg. 26-27



Belinus 0039A
pg. 25



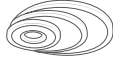
Belinus 0041A
pg. 28



Albiorix 0067A
pg. 29



Albiorix 0068A
pg. 30



Albiorix 0069A
pg. 31



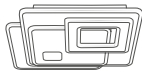
Prometeo 0071A
pg. 32



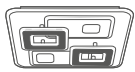
Prometeo 0072A
pg. 33



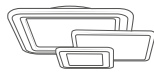
Prometeo 0073A
pg. 34



Retro 0037A
pg. 35



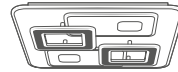
Retro 0038A
pg. 36



Retro 0040A
pg. 37



Retro 966
pg. 38



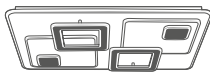
Retro 969
pg. 39



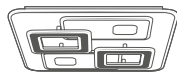
Retro 975
pg. 40



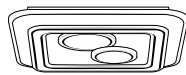
Retro 974
pg. 41



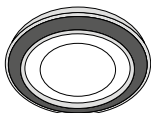
Retro 976
pg. 42



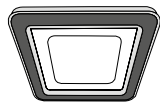
Retro 977
pg. 43



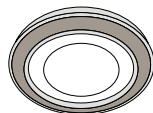
Sao 0065A
pg. 44 - 45



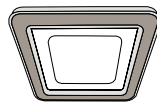
Cervás RD 0185A
pg. 46



Cervás SQ 0186A
pg. 47



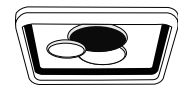
Cervás RD 0183A
pg. 48



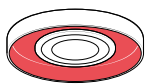
Cervás SQ 0184A
pg. 49



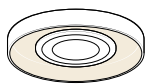
Tuy 0158A
pg. 50



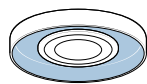
Pao 0159A
pg. 51



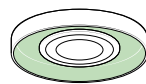
Tarvos 0061A
pg. 154



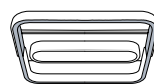
Tarvos 0062A
pg. 154



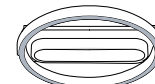
Tarvos 0063A
pg. 154



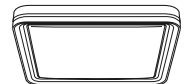
Tarvos 0064A
pg. 154



Skadi 0074A
pg. 158



Helena 0077A
pg. 159



Ocamo 0167A
pg. 52-53



Sunna 0160A
pg. 54-55



Sunna 0161A
pg. 54-55



Sunna 0162A
pg. 54-55



Cata 0164A
pg. 56



Cata 0166A
pg. 57



Simou 0163A
pg. 58



Kore 0165A
pg. 59



Juliet II 0194A
pg. 60



Juliet II 0195A
pg. 60



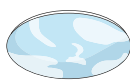
Medina 0189A
pg. 61



Medina 0190A
pg. 61



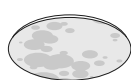
Medina 0191A
pg. 61



Earth M 0145A
pg. 62



Earth L 0144A
pg. 62



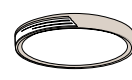
Moon M 0147A
pg. 63



Moon L 0146A
pg. 63



Skoll 0197A
pg. 64



Skoll 0078A
pg. 65



Skoll 0079A
pg. 65



Skoll 0102A
pg. 65



Ophelia 0196A
pg. 66



Ophelia 0105A
pg. 67



Ophelia 0106A
pg. 67



Ophelia 0107A
pg. 67



Jano 0081A
pg. 68



Jano 0082A
pg. 69



Lofoten 0093A
pg. 74



Heron 0089A
pg. 70



Praslin 0090A
pg. 71



Praslin 0091A
pg. 71



Deia 0092A
pg. 72



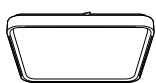
Dafne 0132A
pg. 73



Ariel 0101A
pg. 76



Juliet 0104A
pg. 75



Mab 973
pg. 160



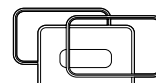
Corfú 0172A
pg. 77



Ufo 265
pg. 161



Tales 0173A
pg. 78



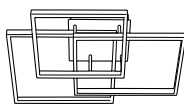
Tales 0174A
pg. 79



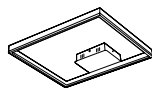
Symi 0170A
pg. 81



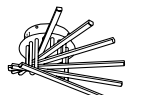
Ares 0171A
pg. 80



Frame 752
pg. 162-163



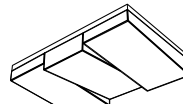
Frame 751
pg. 164



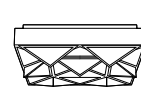
Comet 14 0021A
pg. 82



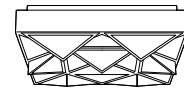
Step 729
pg. 166



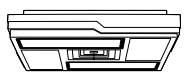
Step 730
pg. 167



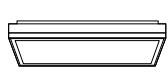
Diamond 0005A
pg. 168




Diamond 0006A
pg. 169



Council 0003A
pg. 165



Base 723
pg. 170

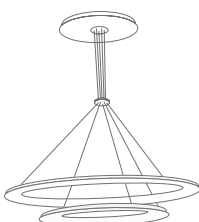


Base 724
pg. 171

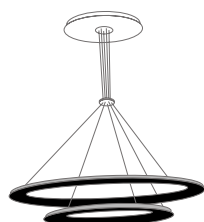


Handing Lamps • Colgantes pg.

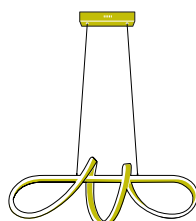
LED



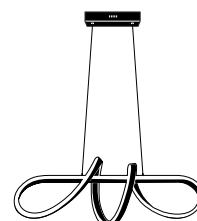
Saturno 0213A
pg. 86



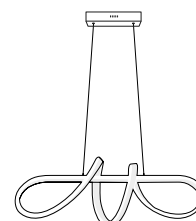
Saturno 0214A
pg. 86



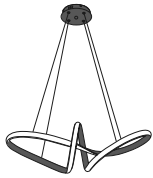
Bassas 0219A
pg. 84



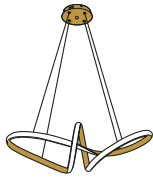
Bassas 0211A
pg. 85



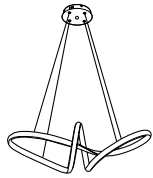
Bassas 0210A
pg. 85



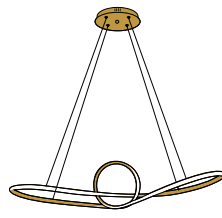
Knot M 0136A
pg. 88



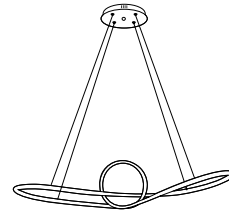
Knot M 0137A
pg. 89



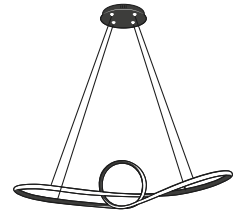
Knot M 0127A
pg. 87




Knot L 0131A
pg. 90



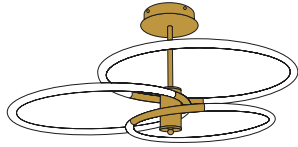
Knot L 0138A
pg. 92



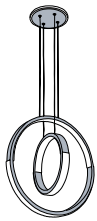
Knot L 0139A
pg. 93



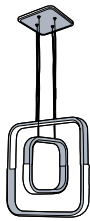
Aroa 0220A
pg. 95



Odiel 0221A
pg. 94



Helena 0075A
pg. 172



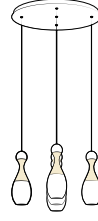
Skadi 0076A
pg. 173



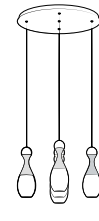
Drops 1D 960
pg. 174



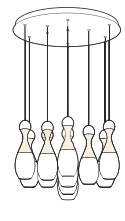
Drops 1D 961
pg. 174



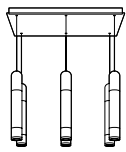
Drops 5D 962
pg. 175



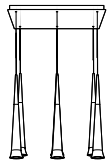
Drops 5D 963
pg. 175



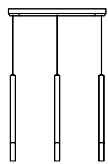
Drops 10D 964
pg. 176



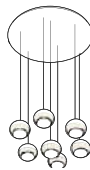
Flaute 6 386
pg. 177



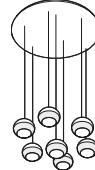
Flaute 9C 398
pg. 178



Flaute 10 403
pg. 179




Drops 7 118
pg. 180

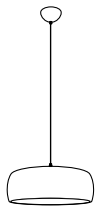


Drops 7 959
pg. 180

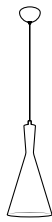
E27



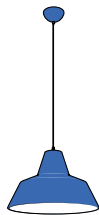
Silk 0024A
pg. 182



Silk 0023A
pg. 183



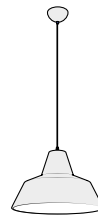
Hat 5 622
pg. 181



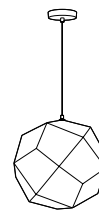
Umbrella 982
pg. 184



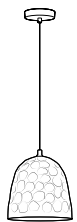
Umbrella 985
pg. 184



Umbrella 986
pg. 184



Polyhedron 1 507
pg. 186



Copper 2 515
pg. 187

k

Ceiling fans • Ventiladores pg.



Viotor 0223A
pg. 97



Viotor 0225A
pg. 96-98



Brezza 0222A
pg. 100



Brezza 0224A
pg. 101



Topa 0208A
pg. 103



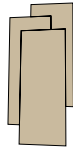
Ventus 0226A
pg. 104



Wall Lamps • Apliques pg.



Orion 0193A
pg. 106-107



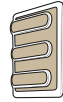
Orion 0318A
pg. 107



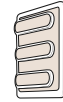
Orion 0192A
pg. 107



Orion 0177A
pg. 107



Retro Square 0135A
pg. 108



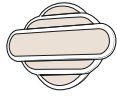
Retro Square 0182A
pg. 109



Retro Square 0033A
pg. 108



Retro Square 539
pg. 109



Retro Cloud 0181A
pg. 112



Retro Cloud 0133A
pg. 110



Retro Cloud 0134A
pg. 111



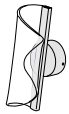
Retro Cloud 538
pg. 113



Anthe 0083A
pg. 114



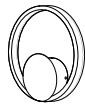
Anthe 0084A
pg. 114



Anthe 0085A
pg. 115



Anthe 0086A
pg. 115



Hoop 4 0026A
pg. 120



Hoop 4 0028A
pg. 121



Boira 0094A
pg. 117



Boira 0095A
pg. 117



Helix II 0128A
pg. 118



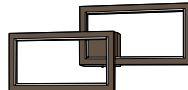
Helix II 0129A
pg. 118



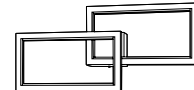
New Frame 0097A
pg. 122-123



New Frame 0098A
pg. 122-123



New Frame 0099A
pg. 124



New Frame 0100A
pg. 125



Eclipse 736
pg. 126



Eclipse 737
pg. 127



Drops 1A 0060A
pg. 190



Drops 1A 117
pg. 190



Drops 1B 119
pg. 189



Drops 1B 359
pg. 188

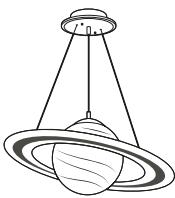


Sign R 0047A
pg. 191



Baby & Kid Lamps • Lámparas Infantiles pg.


E27




Blue Planet 0209A
pg. 139



Helicopter 2 537
pg. 193



Helicopter 3 560
pg. 142



Up 0029A
pg. 138



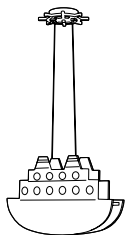
Nidus 1 552
pg. 192



Bee 2 542
pg. 194



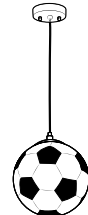
Nautilus 543
pg. 195




Ship 544
pg. 196



Basketball 559
pg. 140



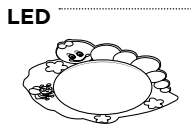
Football 557
pg. 141



Ocean 2 551
pg. 197



White Star 652
pg. 143

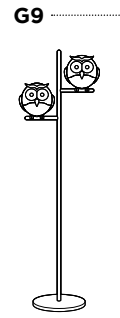


Bee World 549
pg. 199



Pirate Ship 2 554
pg. 200

Nidus 2 553
pg. 201



Owl 2F 534
pg. 198

Cute Pet Collection E14 12 V / DC • Colección Cute Pet E14 12 V / DC pg.



Koala 4 Gris 0228A
pg. 129



Koala 2 Rosa 0229A
pg. 129



Koala 3 Verde 0230A
pg. 129



Hipo 1 Verde 0231A
pg. 130



Bear 2 Azul 0232A
pg. 130



Pig 1 Azul 0234A
pg. 130



Panda 1 0109A
pg. 131



Frog 1 0110A
pg. 131



Mouse 1 0111A
pg. 132



Bear 1 0112A
pg. 132



Panda 2 0113A
pg. 132



Rabbit 1 0114A
pg. 133



Dog 1 0115A
pg. 133



Rabbit 2 0119A
pg. 135



Rabbit 3 0120A
pg. 135



Rabbit 4 0121A
pg. 135



Cow 1 0122A
pg. 136



Cow 2 0123A
pg. 136



Cow 3 0124A
pg. 136



Tiger 1 0116A
pg. 134



Tiger 2 0117A
pg. 134



Tiger 3 0118A
pg. 134



Koala 1 0125A
pg. 137

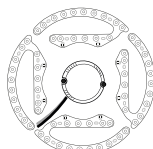


Chicken 1 0126A
pg. 137

k Accessories • Accesorios pg.



Led Magnet Kit 0327A
pg. 145



Led Magnet Kit 0328A
pg. 145

k Technical • Técnico pg.



Periscope 057
pg. 203



Periscope 058
pg. 203



Essential R 440
pg. 203



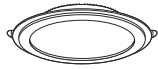
Essential S 441
pg. 203



Essential 7w 076
pg. 203



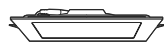
Min. Twin R 358
pg. 204



Min. Twin R 705
pg. 204



Minimal RE 446
pg. 204




Minimal SE 448
pg. 204



Minimal 519
pg. 204



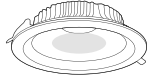
Minimal T S 706
pg. 205



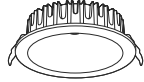
Minimal T S 722
pg. 205



Essential DL 444
pg. 205



Essential S 704
pg. 205



Essential 709
pg. 205



Opal 5W 0148A
pg. 206



Deco 6W 0055A
pg. 206



Candle 4W 0056A
pg. 206




Filament 7W 0058A
pg. 206



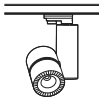
Deco 6W 149
pg. 206



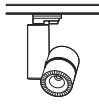
Deco 7W 151
pg. 206



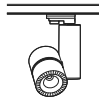
Par F 13W 162
pg. 206



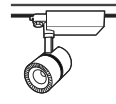
Tron 22W 050
pg. 207



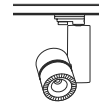
Tron 32W 051
pg. 207



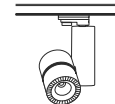
Tron 42W 052
pg. 207



Tron 36W 053
pg. 207



Tron 32W 701
pg. 207



Tron 42W 702
pg. 208



Tubular 065
pg. 208



Deco G 134
pg. 208



Deco R 135
pg. 208




Deco B 136
pg. 208




Deco Y 137
pg. 208



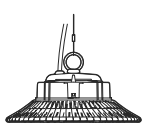
Deco G.A. 143
pg. 208



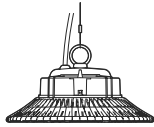
Tube Blade 9W 164
pg. 208



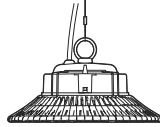
Tube Blade 24W 166
pg. 208



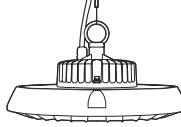
Ufo 100W 140
pg. 209



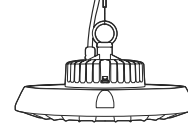
Ufo 150W 141
pg. 209



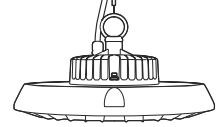
Ufo 200W 142
pg. 209



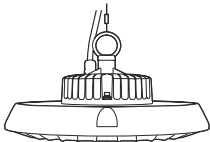
Ufo 120W 472
pg. 209



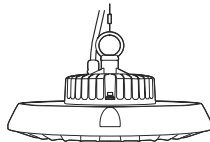
Ufo 150W 473
pg. 209



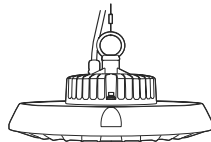
Ufo 180W 474
pg. 209



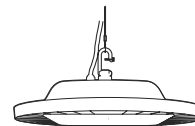
Ufo 210W 475
pg. 210



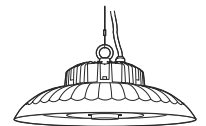
Ufo 240W 476
pg. 210



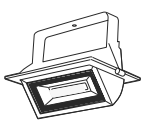
Ufo 240W 708
pg. 210



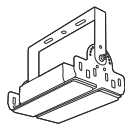
High bay Ufo 150W 798
pg. 210



High bay Ufo 200W 799
pg. 210



Periscope 30 W 059
pg. 211



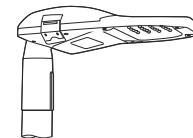
Potence 100 W 121
pg. 211



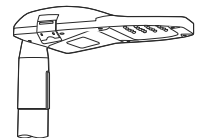
Potence 30W 469
pg. 211



Potence 50W 470
pg. 211



Urban 40W 471
pg. 211



Urban 80W 707
pg. 211



Cervás RD 0185A
pg. 46





más info


Albanel

Ceiling Lamp / Plafón



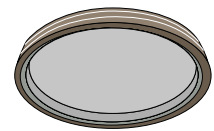
20 7 06 **0188A**

Rose Gold / Oro Rosa
Metal + Acrylic / Metal + Acrílico

 4,5 Kg / 55 x 55 x 13 cm

PK-00.130.00X

3,40 Kg



50 mm

ø530 mm

0188A

Watt Range / Rango Potencia
MIN 7 W ⇄ 90 W MAX LED

Lumens / Flujo Luminoso
3150 lm

Colour Temp. / Temp. de Color
3000 K ⇄ 4000 K ⇄ 6000 K

CRI ≥80
IP20

Remote control included Incluye mando a distancia / **Dimmable** Intensidad de la luz regulable / **Colour temperature adjustable** Temperatura de color regulable / **4 Scene switch** Interruptor con 4 escenas de color / **Memory** Memoria de encendido. / **APP**



20 7 06 **0168A**

Nickel / Niquel

Aluminum + Iron + Acrylic / Aluminio + Metal + Acrílico

 3 Kg / 46 x 46 x 13 cm

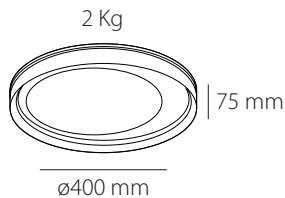
PK-00.130.00X

Icaria

Ceiling Lamp / Plafón



más info



0168A

Watt Range / Rango Potencia
MIN 15 W \rightarrow 83 W MAX LED

Lumens / Flujo Luminoso
2490 lm

Colour Temp. / Temp. de Color
3000 K \rightarrow 4000 K \rightarrow 6500 K

CRI \geq 80
IP20

Remote control included Incluye mando a distancia / **Dimmable** Intensidad de la luz regulable / **Colour temperature adjustable** Temperatura de color regulable / **4 Scene switch** Interruptor con 4 escenas de color / **Memory** Memoria de encendido / **APP**

Icaria


Ceiling Lamp / Plafón



20 7 06 **0169A**

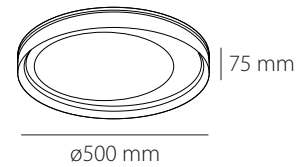
Nickel / Niquel

Aluminum + Iron + Acrylic / Aluminio + Metal + Acrílico

 4 Kg / 56 x 56 x 13 cm

PK-00.155.00X

2,8 Kg



más info

0169A

Watt Range / Rango Potencia / Lumens / Flujo Luminoso / Colour Temp. / Temp. de Color / CRI ≥ 80
MIN 15 W \leftrightarrow 110 W MAX LED / 3300 lm / 3000 K \leftrightarrow 4000 K \leftrightarrow 6500 K / IP20

Remote control included Incluye mando a distancia / **Dimmable** Intensidad de la luz regulable / **Colour temperature adjustable** Temperatura de color regulable / **4 Scene switch** Interruptor con 4 escenas de color / **Memory** Memoria de encendido / **APP**


Titania

Ceiling Lamp / Plafón



20 7 06 **0178A**

Pearl black / Negro perla
Aluminum + Acrylic + Silicagel /
Aluminio + Acrílico + Silicagel

 3.4 Kg / 58 x 58 x 11 cm

PK-00.155.00X




más info



20 7 06 **0179A**

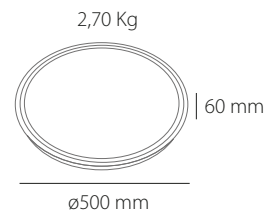
Pink gold / Oro rosa
Aluminum + Acrylic + Silicagel /
Aluminio + Acrílico + Silicagel

 3.4 Kg / 58 x 58 x 11 cm

PK-00.155.00X



más info



0178A

Watt Range / Rango Potencia
MIN 5 W \rightarrow 65 W MAX LED

Lumens / Flujo Luminoso
3906 lm

Colour Temp. / Temp. de Color
2700 K \rightarrow 4000 K \rightarrow 5000 K

CRI \geq 80
IP20

Remote control included Incluye mando a distancia / **Dimmable** Intensidad de la luz regulable / **Colour temperature adjustable** Temperatura de color regulable / **4 Scene switch** Interruptor con 4 escenas de color / **Memory** Memoria de encendido / **APP**

Bande


Ceiling Lamp / Plafón



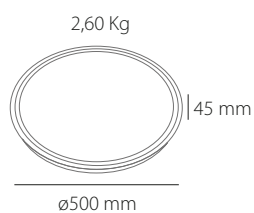
20 7 06 **0180A**

White / Blanco

Aluminum + Acrylic + Silicagel /
Aluminio + Acrílico + Silicagel

 3,6 Kg / 59 x 59 x 9 cm

PK-00.165.00X



más info

0180A

Watt Range / Rango Potencia
MIN 5 W ↔ 60 W MAX LED

Lumens / Flujo Luminoso
3600 lm

Colour Temp. / Temp. de Color
2700 K ↔ 4000 K ↔ 5000 K

CRI ≥80
IP20

Remote control included Incluye mando a distancia / **Dimmable** Intensidad de la luz regulable / **Colour temperature adjustable** Temperatura de color regulable / **5 Scene switch** Interruptor con 5 escenas de color / **Memory** Memoria de encendido / **APP**




Lara

Ceiling Lamp / Plafón

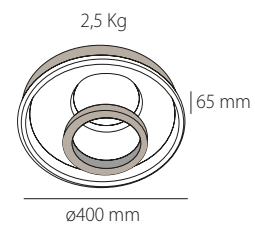


20 7 06 **0175A**

White + Greige / Blanco + Greige
Metal + Acrylic / Metal + Acrílico

 3 Kg / 41 x 44 x 12 cm

PK-00.090.00X



más info



Remote control included Incluye mando a distancia / **Dimmable** Intensidad de la luz regulable / **Colour temperature adjustable** Temperatura de color regulable / **3 Scene switch** Interruptor con 3 escenas de color / **Memory** Memoria de encendido / **APP**

0175A

Watt Range / Rango Potencia
MIN 10 W ⇄ 60 W MAX LED

Lumens / Flujo Luminoso
2700 lm

Colour Temp. / Temp. de Color
3500 K ⇄ 4500 K ⇄ 6500 K

CRI ≥80
IP20


Lara

Ceiling Lamp / Plafón



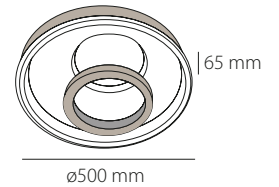
20 7 06 **0176A**

White + Greige / Blanco + Greige
Metal + Acrylic / Metal + Acrílico

 4,1 Kg / 51 x 54 x 12 cm

PK-00.110.00X

3,4 Kg



0176A

Watt Range / Rango Potencia
MIN 10 W ↔ 70 W MAX LED

Lumens / Flujo Luminoso
3150 lm

Colour Temp. / Temp. de Color
3500 K ↔ 4500 K ↔ 6500 K

CRI ≥80
IP20



más info



Turpial

Ceiling Lamp / Plafón




20 7 06 **0319A**

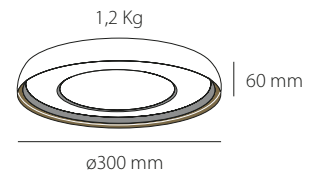
White + Cooper / Blanco + Cobre
Metal + Acrylic / Metal + Acrílico



más info

 1,7 Kg / 35 x 36 x 12 cm

PK-00.065.00X



Watt Range / Rango Potencia

MIN 8 W ↔ **30 W MAX LED**

Lumens / Flujo Luminoso

1350 lm

Colour Temp. / Temp. de Color

3500 K ↔ **4500 K** ↔ **6500 K**

CRI ≥80

IP20




20 7 06 **0320A**

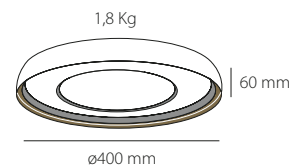
White + Cooper / Blanco + Cobre
Metal + Acrylic / Metal + Acrílico



más info

 2,6 Kg / 46 x 46 x 12 cm

PK-00.090.00X



Watt Range / Rango Potencia

MIN 8 W ↔ **42 W MAX LED**

Lumens / Flujo Luminoso

1890 lm

Colour Temp. / Temp. de Color

3500 K ↔ **4500 K** ↔ **6500 K**

CRI ≥80

IP20

0319A - 0320A


Remote control included Incluye mando a distancia / **Dimmable** Intensidad de la luz regulable / **Colour temperature adjustable** Temperatura de color regulable / **3 Scene switch** Interruptor con 3 escenas de color / **Memory** Memoria de encendido / **APP**



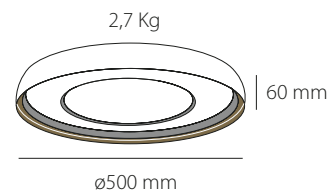
más info

20 7 06 **0321A**

White + Cooper / Blanco + Cobre
Metal + Acrylic / Metal + Acrílico

 3,7 Kg / 56 x 55 x 12 cm

PK-00.120.00X



0321A

Watt Range / Rango Potencia
MIN 8 W ⇨ 60 W MAX LED

Lumens / Flujo Luminoso
2700 lm

Colour Temp. / Temp. de Color
3500 K ⇨ 4500 K ⇨ 6500 K

CRI ≥80
IP20

Remote control included Incluye mando a distancia / **Dimmable** Intensidad de la luz regulable / **Colour temperature adjustable** Temperatura de color regulable / **3 Scene switch** Interruptor con 3 escenas de color / **Memory** Memoria de encendido / **APP**


Peyto

Ceiling Lamp / Plafón



20 7 06 **0187A**

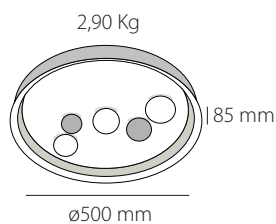
Nickel + Champagne / Níquel + Champagne
Metal + Acrylic / Metal + Acrílico

 3.8 Kg / 58 x 58 x 14 cm

PK-00.175.00X



más info



0187A

Watt Range / Rango Potencia
MIN 9 W ↔ 95 W MAX LED

Lumens / Flujo Luminoso
4160 lm

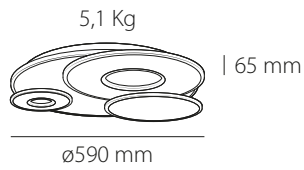
Colour Temp. / Temp. de Color
3000 K ↔ 4000 K ↔ 6000 K

CRI ≥80
IP20


Remote control included Incluye mando a distancia / **Dimmable** Intensidad de la luz regulable / **Colour temperature adjustable** Temperatura de color regulable / **4 Scene switch** Interruptor con 4 escenas de color / **Memory** Memoria de encendido / **APP**

Belinus

Ceiling Lamp / Plafón



20 7 06 080 CF **0030A**
White / Blanco
Metal + Acrylic / Metal + Acrílico

 7 Kg / 71 x 71 x 14 cm

PK-00.195.00X



0030A



más info

Watt Range / Rango Potencia
MIN 8 W ↔ 105 W MAX LED

Lumens / Flujo Luminoso
7600 lm

Colour Temp. / Temp. de Color
3000 K ↔ 6000 K

CRI ≥80
IP20

Remote control included Incluye mando a distancia / **Dimmable** Intensidad de la luz regulable / **Colour temperature adjustable** Temperatura de color regulable / **4 Scene switch** Interruptor con 4 escenas de color / **Memory** Memoria de encendido / **APP**



Belinus

Ceiling Lamp / Plafón



más info



20 7 06 112 CF **0031A**

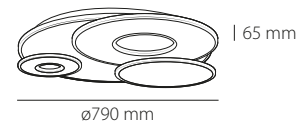
White / Blanco

Metal + Acrylic / Metal + Acrílico

 11,6 Kg / 84 x 84 x 14 cm

PK-00.350.00X

8,9 Kg



0031A

Watt Range / Rango Potencia
MIN 12 W ⇄ 150 W MAX LED

Lumens / Flujo Luminoso
10640 lm

Colour Temp. / Temp. de Color
3000 K ⇄ 6000 K

CRI ≥80
IP20

Remote control included Incluye mando a distancia / **Dimmable** Intensidad de la luz regulable / **Colour temperature adjustable** Temperatura de color regulable / **3 Scene switch** Interruptor con 4 escenas de color / **Memory** Memoria de encendido / **APP**


Belinus

Ceiling lamp / Plafón

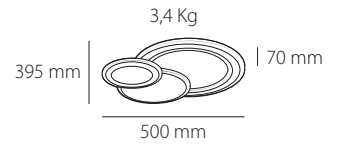


20 7 06 072 CF **0039A**

White / Blanco
Metal + Acrylic / Metal + Acrílico

 4.6 Kg / 60 x 49 x 15 cm

PK-00.125.00X



más info

0039A

Watt Range / Rango Potencia / Lumens / Flujo Luminoso / Colour Temp. / Temp. de Color / CRI ≥ 80
MIN 8 W ⇌ 95 W MAX LED / 6840 lm / 3000 K ⇌ 6000 K / IP20

Remote control included Incluye mando a distancia / Dimmable Intensidad de la luz regulable / Colour temperature adjustable Temperatura de color regulable / 4 Scene switch Interruptor con 4 escenas de color / Memory Memoria de encendido / APP


Belinus

Ceiling Lamp / Plafón

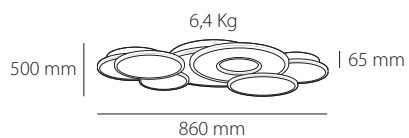
20 7 06 098 CF **0032A**

White / Blanco

Metal + Acrylic / Metal + Acrílico

 8,7 Kg / 94 x 60 x 14 cm

PK-00.295.00X





0032A



más info

Watt Range / Rango Potencia
MIN 10 W ↔ 135 W MAX LED

Lumens / Flujo Luminoso
9310 lm

Colour Temp. / Temp. de Color
3000 K ↔ 6000 K

CRI ≥80
IP20

Remote control included Incluye mando a distancia / **Dimmable** Intensidad de la luz regulable / **Colour temperature adjustable** Temperatura de color regulable / **4 Scene switch** Interruptor con 4 escenas de color / **Memory** Memoria de encendido / **APP**




Belinus

Ceiling Lamp / Plafón

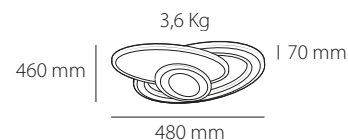
20 7 06 078 CF **0041A**

White / Blanco

Metal + Acrylic / Metal + Acrílico

 4,9 Kg / 55 x 55 x 15 cm

PK-00.135.00X



más info

0041A

Watt Range / Rango Potencia
MIN 8 W \leftrightarrow 105 W MAX LED

Lumens / Flujo Luminoso
7410 lm

Colour Temp. / Temp. de Color
3000 K \leftrightarrow 6000 K

CRI \geq 80
IP20

Remote control included Incluye mando a distancia / **Dimmable** Intensidad de la luz regulable / **Colour temperature adjustable** Temperatura de color regulable / **4 Scene switch** Interruptor con 4 escenas de color / **Memory** Memoria de encendido / **APP**


Albiorix

Ceiling Lamp / Plafón

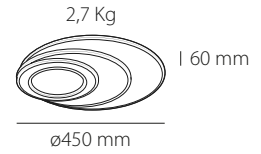


20 7 06 065 CF **0067A**

White / Blanco
Metal + Acrylic / Metal + Acrílico

 3,7 Kg / 53 x 53 x 8 cm

PK-00.125.00X



más info

0067A

Watt Range / Rango Potencia
MIN 8 W \rightarrow 90 W MAX LED

Lumens / Flujo Luminoso
6110 lm

Colour Temp. / Temp. de Color
3000 K \rightarrow 6000 K

CRI \geq 80
IP20

Remote control included Incluye mando a distancia / **Dimmable** Intensidad de la luz regulable / **Colour temperature adjustable** Temperatura de color regulable / **4 Scene switch** Interruptor con 4 escenas de color / **Memory** Memoria de encendido / **APP**

Albiorix



Ceiling Lamp - Wall Lamp / Plafón - Aplique



20 7 06 028 CF **0068A**
White / Blanco
Metal + Acrylic / Metal + Acrílico

 1,1 Kg / 25 x 25 x 9 cm

PK-00.055.00X



0068A



más info

Watt Range / Rango Potencia
MIN 3 W ↔ 38 W MAX LED

Lumens / Flujo Luminoso
2604 lm

Colour Temp. / Temp. de Color
3000 K ↔ 6000 K

CRI ≥80
IP20

Remote control included Incluye mando a distancia / **Dimmable** Intensidad de la luz regulable / **Colour temperature adjustable** Temperatura de color regulable / **4 Scene switch** Interruptor con 4 escenas de color / **Memory** Memoria de encendido / **APP**


Albiorix

Ceiling Lamp / Plafón

20 7 06 040 CF **0069A**

White / Blanco

Metal + Acrylic / Metal + Acrílico

 1,8 Kg / 33 x 33 x 8,5 cm


1,3 Kg



l 60 mm

ø300 mm

PK-00.070.00X



0069A

Watt Range / Rango Potencia
MIN 5 W ⇄ 54 W MAX LED

Lumens / Flujo Luminoso
3880 lm

Colour Temp. / Temp. de Color
3000 K ⇄ 6000 K

CRI ≥80
IP20

Remote control included Incluye mando a distancia / **Dimmable** Intensidad de la luz regulable / **Colour temperature adjustable** Temperatura de color regulable / **4 Scene switch** Interruptor con 4 escenas de color / **Memory** Memoria de encendido / **APP**



más info



Prometeo

Ceiling Lamp / Plafón

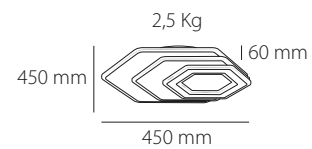
20 7 06 064 CF **0071A**

White / Blanco

Metal + Acrylic / Metal + Acrílico

 3,5 Kg / 54 x 49 x 7,5 cm

PK-00.125.00X



más info

0071A

Watt Range / Rango Potencia
MIN 8 W ↔ 90 W MAX LED

Lumens / Flujo Luminoso
6336 lm

Colour Temp. / Temp. de Color
3000 K ↔ 6000 K

CRI ≥80
IP20

Remote control included Incluye mando a distancia / **Dimmable** Intensidad de la luz regulable / **Colour temperature adjustable** Temperatura de color regulable / **4 Scene switch** Interruptor con 4 escenas de color / **Memory** Memoria de encendido / **APP**




Prometeo

Ceiling Lamp - Wall Lamp /
Plafón - Aplique




20 7 06 028 CF **0072A**

White / Blanco
Metal + Acrylic / Metal + Acrílico

 1 Kg / 25 x 23 x 9 cm

PK-00.055.00X

0,8 Kg
220 mm |  | 60 mm
220 mm



0072A

Watt Range / Rango Potencia
MIN 3 W ⇄ 38 W MAX LED

Lumens / Flujo Luminoso
2604 lm

Colour Temp. / Temp. de Color
3000 K ⇄ 6000 K

CRI ≥80
IP20

Remote control included Incluye mando a distancia / **Dimmable** Intensidad de la luz regulable / **Colour temperature adjustable** Temperatura de color regulable / **4 Scene switch** Interruptor con 4 escenas de color / **Memory** Memoria de encendido / **APP**



más info




Prometeo

Ceiling Lamp / Plafón

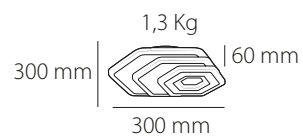
20 7 06 038 CF **0073A**

White / Blanco

Metal + Acrylic / Metal + Acrílico

 1,7 Kg / 34 x 30 x 8,5 cm

PK-00.070.00X



0073A

Watt Range / Rango Potencia
MIN 5 W \leftrightarrow 54 W MAX LED

Lumens / Flujo Luminoso
3686 lm

Colour Temp. / Temp. de Color
3000 K \leftrightarrow 6000 K

CRI \geq 80
IP20

Remote control included Incluye mando a distancia / **Dimmable** Intensidad de la luz regulable / **Colour temperature adjustable** Temperatura de color regulable / **4 Scene switch** Interruptor con 4 escenas de color / **Memory** Memoria de encendido / **APP**



más info

Retro

Ceiling Lamp / Plafón



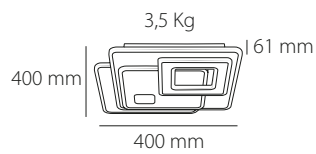
20 7 06 075 CF **0037A**

White / Blanco

Metal + Acrylic / Metal + Acrílico

 4,6 Kg / 50 x 50 x 14 cm

PK-00.150.00X



más info

0037A

Watt Range / Rango Potencia
MIN 8 W ⇄ 75 W MAX LED

Lumens / Flujo Luminoso
5500 lm

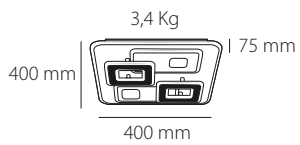
Colour Temp. / Temp. de Color
3000 K ⇄ 6000 K

CRI ≥80
IP20

Remote control included Incluye mando a distancia / **Dimmable** Intensidad de la luz regulable / **Colour temperature adjustable** Temperatura de color regulable / **4 Scene switch** Interruptor con 4 escenas de color / **Memory** Memoria de encendido / **APP**


Retro

Ceiling Lamp / Plafón



20 7 06 085 CF **0038A**

Blanco + Coffee / Blanco + Café
Metal + Acrylic / Metal + Acrílico

 4,7 Kg / 50 x 50 x 15 cm

PK-00.150.00X



0038A



más info

Watt Range / Rango Potencia
MIN 10 W ↔ 115 W MAX LED

Lumens / Flujo Luminoso
8500 lm

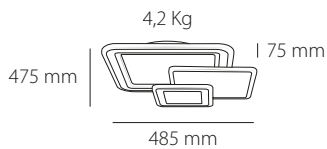
Colour Temp. / Temp. de Color
3000 K ↔ 6000 K

CRI ≥80
IP20

Remote control included Incluye mando a distancia / **Dimmable** Intensidad de la luz regulable / **Colour temperature adjustable** Temperatura de color regulable / **4 Scene switch** Interruptor con 4 escenas de color / **Memory** Memoria de encendido / **APP**


Retro

Ceiling Lamp / Plafón



20 7 06 090 CF **0040A**

White / Blanco
Metal + Acrylic / Metal + Acrílico

 5,7 Kg / 57 x 57 x 15 cm

PK-00.140.00X

0040A

Watt Range / Rango Potencia
MIN 10 W \leftrightarrow 115 W MAX LED

Lumens / Flujo Luminoso
8785 lm

Colour Temp. / Temp. de Color
3000 K \leftrightarrow 6000 K

CRI \geq 80
IP20

Remote control included Incluye mando a distancia / **Dimmable** Intensidad de la luz regulable / **Colour temperature adjustable** Temperatura de color regulable / **4 Scene switch** Interruptor con 4 escenas de color / **Memory** Memoria de encendido / **APP**



más info


Retro

Ceiling Lamp / Plafón

20 7 06 170 CF **966**

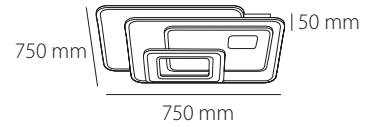
White / Blanco

Metal + Acrylic / Metal + Acrílico

 12 Kg / 85 x 85 x 15 cm

PK-00.300.00X

9,6 Kg



966



más info

Watt Range / Rango Potencia
MIN 18 W ↔ 225 W MAX LED

Lumens / Flujo Luminoso
17200 lm

Colour Temp. / Temp. de Color
3000 K ↔ 6000 K

CRI ≥80
IP20

Remote control included Incluye mando a distancia / **Dimmable** Intensidad de la luz regulable / **Colour temperature adjustable** Temperatura de color regulable / **4 Scene switch** Interruptor con 4 escenas de color / **Memory** Memoria de encendido / **APP**




Retro

Ceiling Lamp / Plafón



20 7 06 170 CF **969**

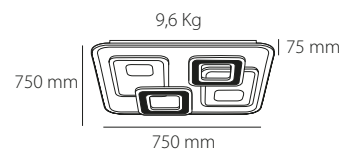
White + Coffee / Blanco + Café
Metal + Acrylic / Metal + Acrílico

 10,2 Kg / 85 x 85 x 15 cm

PK-00.290.00X



más info



969

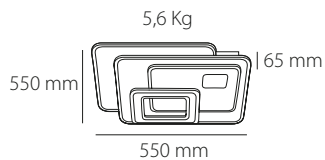
Watt Range / Rango Potencia
MIN 18 W ⇄ 170 W MAX LED

Lumens / Flujo Luminoso
12800 lm

Colour Temp. / Temp. de Color
3000 K ⇄ 6000 K

CRI ≥80
IP20

Remote control included Incluye mando a distancia / **Dimmable** Intensidad de la luz regulable / **Colour temperature adjustable** Temperatura de color regulable / **4 Scene switch** Interruptor con 4 escenas de color / **Memory** Memoria de encendido / **APP**




Retro

Ceiling Lamp / Plafón

20 7 06 090 CF **975**

White / Blanco
Metal + Acrylic / Metal + Acrílico

 7,1 Kg / 63 x 63 x 16 cm

PK-00.185.00X



975



más info

Watt Range / Rango Potencia
MIN 12 W \leftrightarrow 140 W MAX LED

Lumens / Flujo Luminoso
14600 lm

Colour Temp. / Temp. de Color
3000 K \leftrightarrow 6000 K

CRI \geq 80
IP20


Remote control included Incluye mando a distancia / **Dimmable** Intensidad de la luz regulable / **Colour temperature adjustable** Temperatura de color regulable / **4 Scene switch** Interruptor con 4 escenas de color / **Memory** Memoria de encendido / **APP**

Retro


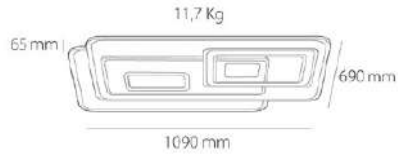
Ceiling Lamp / Plafón

20 7 06 200 C **974**

White / Blanco
Metal + Acrylic / Metal + Acrílico

 14.6 Kg / 119 x 80 x 14 cm

PK-00.345.00X



974



más info

Watt Range / Rango Potencia
MIN 30 W \leftrightarrow 200 W MAX LED

Lumens / Flujo Luminoso
15800 lm

Colour Temp. / Temp. de Color
3000 K \leftrightarrow 6000 K

CRI \geq 80
IP20

Remote control included Incluye mando a distancia / **Dimmable** Intensidad de la luz regulable / **Colour temperature adjustable** Temperatura de color regulable / **4 Scene switch** Interruptor con 4 escenas de color / **Memory** Memoria de encendido / **APP**

Retro

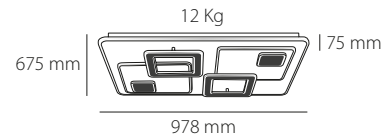
Ceiling Lamp / Plafón

20 7 06 180 CF **976**

White + Coffee / Blanco + Café
Metal + Acrylic / Metal + Acrílico

 14 Kg / 107 x 78 x 15 cm

PK-00.350.00X



976



más info

Watt Range / Rango Potencia
MIN 18 W ⇌ 180 W MAX LED

Lumens / Flujo Luminoso
13900 lm

Colour Temp. / Temp. de Color
3000 K ⇌ 6000 K

CRI ≥80
IP20

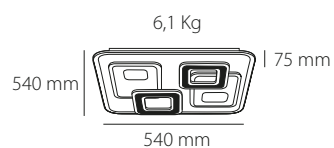
Remote control included Incluye mando a distancia / **Dimmable** Intensidad de la luz regulable / **Colour temperature adjustable** Temperatura de color regulable / **4 Scene switch** Interruptor con 4 escenas de color / **Memory** Memoria de encendido / **APP**

20 7 06 120 CF **977**

White + Coffee / Blanco + Café
Metal + Acrylic / Metal + Acrílico

 7,6 Kg / 64 x 64 x 15 cm

PK-00.180.00X



Retro

Ceiling Lamp / Plafón

977



más info

Watt Range / Rango Potencia
MIN 12 W \approx 130 W MAX LED

Lumens / Flujo Luminoso
9750 lm

Colour Temp. / Temp. de Color
3000 K \approx 6000 K

CRI \geq 80
IP20

Remote control included Incluye mando a distancia / **Dimmable** Intensidad de la luz regulable / **Colour temperature adjustable** Temperatura de color regulable / **4 Scene switch** Interruptor con 4 escenas de color / **Memory** Memoria de encendido / **APP**



Sao

Ceiling Lamp / Plafón






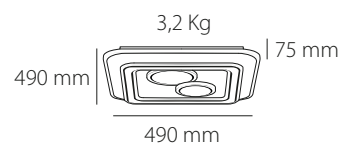
más info



20 7 06 093 CF **0065A**
 White + Black / Blanco + Negro
 Metal + Acrylic / Metal + Acrílico

 4.5 Kg / 53 x 53 x 10 cm

PK-00.115.00X



0065A

Watt Range / Rango Potencia
 MIN 10 W \rightarrow 130 W MAX LED

Lumens / Flujo Luminoso
 9207 lm

Colour Temp. / Temp. de Color
 3000 K \rightarrow 6000 K

CRI \geq 80
 IP20

Remote control included Incluye mando a distancia / **Dimmable** Intensidad de la luz regulable / **Colour temperature adjustable** Temperatura de color regulable / **4 Scene switch** Interruptor con 4 escenas de color / **Memory** Memoria de encendido / **APP**


Cervás RD

Ceiling Lamp / Plafón



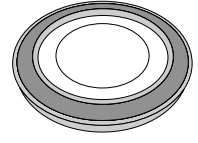
20 7 06 **0185A**

White + Gray / Blanco + Gris
Metal + Acrylic / Metal + Acrílico

 4 Kg / 53 x 50 x 8 cm

PK-00.090.00X

3,30 Kg



60 mm

ø480 mm



más info

0185A

Watt Range / Rango Potencia
MIN 7 W ↔ 85 W MAX LED

Lumens / Flujo Luminoso
5100 lm

Colour Temp. / Temp. de Color
3000 K ↔ 4000 K ↔ 6000 K

CRI ≥85
IP20

Remote control included Incluye mando a distancia / **Dimmable** Intensidad de la luz regulable / **Colour temperature adjustable** Temperatura de color regulable / **4 Scene switch** Interruptor con 4 escenas de color / **Memory** Memoria de encendido / **APP**


Cervás SQ

Ceiling Lamp / Plafón

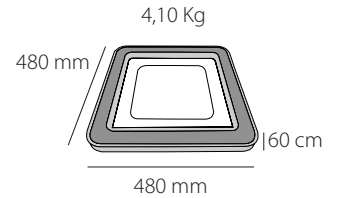


20 7 06 **0186A**

White + Gray / Blanco + Gris
Metal + Acrylic / Metal + Acrílico

 5 Kg / 53 x 50 x 8 cm

PK-00.090.00X



más info

0186A

Watt Range / Rango Potencia
MIN 9 W ↔ 100 W MAX LED

Lumens / Flujo Luminoso
6000 lm

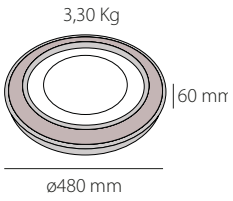
Colour Temp. / Temp. de Color
3000 K ↔ 4000 K ↔ 6000 K

CRI ≥85
IP20


Remote control included Incluye mando a distancia / **Dimmable** Intensidad de la luz regulable / **Colour temperature adjustable** Temperatura de color regulable / **4 Scene switch** Interruptor con 4 escenas de color / **Memory** Memoria de encendido / **APP**

Cervás RD

Ceiling Lamp / Plafón



20 7 06 **0183A**
Greige / Greige
Metal + Acrylic / Metal + Acrílico

 4 Kg / 53 x 50 x 8 cm

PK-00.090.00X



0183A



más info

Watt Range / Rango Potencia
MIN 7 W ↔ 85 W MAX LED

Lumens / Flujo Luminoso
5100 lm

Colour Temp. / Temp. de Color
3000 K ↔ 4000 K ↔ 6000 K

CRI ≥85
IP20

Remote control included Incluye mando a distancia / **Dimmable** Intensidad de la luz regulable / **Colour temperature adjustable** Temperatura de color regulable / **4 Scene switch** Interruptor con 4 escenas de color / **Memory** Memoria de encendido / **APP**


Cervás SQ

Ceiling Lamp / Plafón

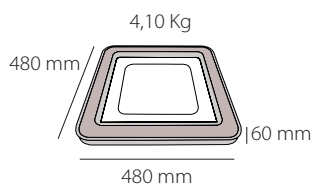
20 7 06 **0184A**

Greige / Greige

Metal + Acrylic / Metal + Acrílico

 5 Kg / 53 x 50 x 8 cm

PK-00.090.00X



0184A

Watt Range / Rango Potencia
MIN 9 W ↔ 100 W MAX LED

Lumens / Flujo Luminoso
6000 lm

Colour Temp. / Temp. de Color
3000 K ↔ 4000 K ↔ 6000 K

CRI ≥85
IP20

Remote control included Incluye mando a distancia / **Dimmable** Intensidad de la luz regulable / **Colour temperature adjustable** Temperatura de color regulable / **4 Scene switch** Interruptor con 4 escenas de color / **Memory** Memoria de encendido / **APP**



más info

Tuy

Ceiling Lamp / Plafón



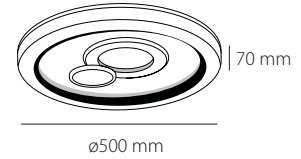
20 7 06 **0158A**

White + Black / Blanco + Negro
Iron + PP / Metal + Polipropileno

 2,6 Kg / 54,5 x 54,5 x 8 cm

PK-00.050.00X

1,6 Kg



0158A

Watt / Potencia
72 W LED

Lumens / Flujo Luminoso
6800 lm

Colour Temp. / Temp. de Color
4200 K

CRI \geq 80
IP20

más info



Pao

Ceiling Lamp / Plafón




más info

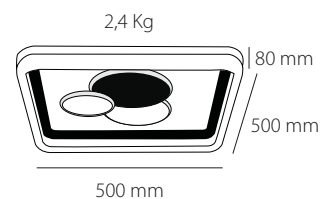


20 7 06 **0159A**

White + Black / Blanco + Negro
Iron + Acrylic / Metal + Acrílico

 3,4 Kg / 55 x 55 x 11 cm

PK-00.060.00X



0159A

Watt / Potencia
72 W LED

Lumens / Flujo Luminoso
6800 lm

Colour Temp. / Temp. de Color
4200 K

CRI **≥80**
IP**20**



Ocama

Ceiling Lamp / Plafón




más info

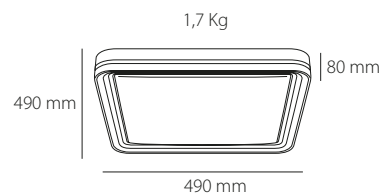


20 7 06 **0167A**

White / Blanco
Iron + Acrylic / Metal + Acrílico

 2.3 Kg / 55 x 52,5 x 9,5 cm

PK-00.060.00X



0167A

Watt Range / Rango Potencia
MIN 6 W ⇌ 64 W MAX LED

Lumens / Flujo Luminoso
5150 lm

Colour Temp. / Temp. de Color
3000 K ⇌ 4500 K ⇌ 6000 K

CRI ≥80
IP20

Remote control included Incluye mando a distancia / **Dimmable** Intensidad de la luz regulable / **Colour temperature adjustable** Temperatura de color regulable / **4 Scene switch** Interruptor con 4 escenas de color / **Memory** Memoria de encendido.




Sunna

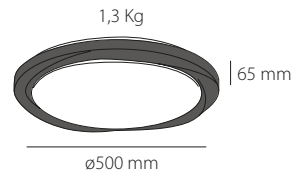
Ceiling Lamp / Plafón



20 7 06 **0161A**
Black / Negro
Iron + Acrylic / Metal + Acrílico

 2 Kg / 54.5 x 52.5 x 10 cm

PK-00.055.00X



más info

0160A - 0161A - 0162A

Watt Range / Rango Potencia
MIN 6 W ↔ 64 W MAX LED

Lumens / Flujo Luminoso
5150 lm


Colour Temp. / Temp. de Color
3000 K ↔ 4500 K ↔ 6000 K

CRI ≥80
IP20

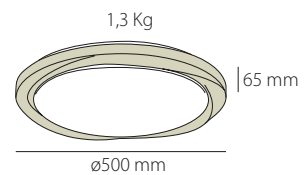
Remote control included Incluye mando a distancia / **Dimmable** Intensidad de la luz regulable / **Colour temperature adjustable** Temperatura de color regulable / **4 Scene switch** Interruptor con 4 escenas de color / **Memory** Memoria de encendido.



20 7 06 **0160A**
 Champagne / Champagne
 Iron + Acrylic / Metal + Acrílico

 2 Kg / 54.5 x 52.5 x 10 cm

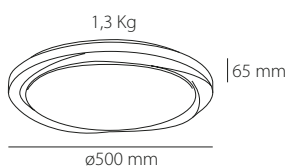
PK-00.055.00X




más info



más info



20 7 06 **0162A**
 White / Blanco
 Iron + Acrylic / Metal + Acrílico

 2 Kg / 54.5 x 52.5 x 10 cm

PK-00.055.00X






Cata

Ceiling Lamp / Plafón

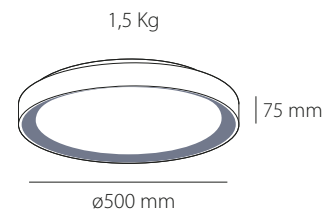


20 7 06 **0164A**

White + Gray / Blanco + Gris
Iron + Acrylic / Metal + Acrílico

 2.3 Kg / 55 x 52.5 x 10 cm

PK-00.060.00X



Remote control included Incluye mando a distancia / **Dimmable** Intensidad de la luz regulable / **Colour temperature adjustable** Temperatura de color regulable / **4 Scene switch** Interruptor con 4 escenas de color / **Memory** Memoria de encendido.



más info

0164A

Watt Range / Rango Potencia
MIN 6 W ↔ 64 W MAX LED

Lumens / Flujo Luminoso
5150 lm

Colour Temp. / Temp. de Color
3000 K ↔ 4500 K ↔ 6000 K

CRI ≥80
IP20

Cata

Ceiling Lamp / Plafón




más info



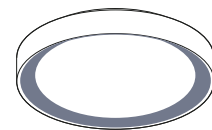
20 7 06 **0166A**

White + Gray / Blanco + Gris
Iron + Acrylic / Metal + Acrílico

 1.5 Kg / 44.5 x 42 x 9.5 cm

PK-00.045.00X

0,9 Kg



70 mm

ø400 mm

0166A

Watt Range / Rango Potencia
MIN 4 W \hookrightarrow 48 W MAX LED

Lumens / Flujo Luminoso
3840 lm

Colour Temp. / Temp. de Color
3000 K \hookrightarrow 4500 K \hookrightarrow 6000 K

CRI \geq 80
IP20



Simou

Ceiling Lamp / Plafón




más info



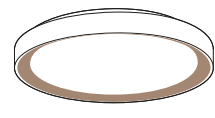
20 7 06 **0163A**

White + Champagne / Blanco + Champagne
Iron + Acrylic / Metal + Acrílico

 2.3 Kg / 55 x 52.5 x 10 cm

PK-00.055.00X

1,5 Kg



75 mm

ø500 mm

0163A

Watt Range / Rango Potencia
MIN 6 W ⇌ 64 W MAX LED

Lumens / Flujo Luminoso
5150 lm

Colour Temp. / Temp. de Color
3000 K ⇌ 4500 K ⇌ 6000 K

CRI ≥80
IP20

Remote control included Incluye mando a distancia / **Dimmable** Intensidad de la luz regulable / **Colour temperature adjustable** Temperatura de color regulable / **4 Scene switch** Interruptor con 4 escenas de color / **Memory** Memoria de encendido.




Kore

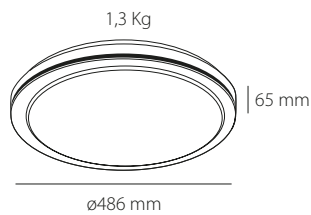
Ceiling Lamp / Plafón

20 7 06 **0165A**

White + Black / Blanco + Negro
Iron + Acrylic / Metal + Acrílico

 2.1 Kg / 55 x 53 x 10 cm

PK-00.055.00X



0165A

Watt Range / Rango Potencia
MIN **6 W** ↔ **64 W** MAX LED

Lumens / Flujo Luminoso
5150 lm

Colour Temp. / Temp. de Color
3000 K ↔ **4500 K** ↔ **6000 K**

CRI ≥80
IP20

Remote control included Incluye mando a distancia / **Dimmable** Intensidad de la luz regulable / **Colour temperature adjustable** Temperatura de color regulable / **4 Scene switch** Interruptor con 4 escenas de color / **Memory** Memoria de encendido.



más info




Juliet II

Ceiling Lamp / Plafón



20 7 06 **0194A**

Silver + Black / Plata + Negro
Iron + Acrylic / Metal + Acrílico

 2 Kg / 52.5 x 54.5 x 10 cm

PK-00.060.00X




más info

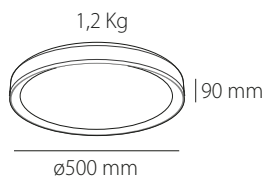


20 7 06 **0195A**

Coffee + Gold / Café + Dorado
Iron + Acrylic / Metal + Acrílico

 2 Kg / 52.5 x 54.5 x 10 cm

PK-00.060.00X



más info



0194A - 0195A

Watt Range / Rango Potencia
MIN 6 W ↔ 64 W MAX LED

Lumens / Flujo Luminoso
5150 lm

Colour Temp. / Temp. de Color
3000 K ↔ 4500 K ↔ 6000 K

CRI ≥80
IP20

Remote control included Incluye mando a distancia / **Dimmable** Intensidad de la luz regulable / **Colour temperature adjustable** Temperatura de color regulable / **4 Scene switch** Interruptor con 4 escenas de color / **Memory** Memoria de encendido.




Medina

Ceiling Lamp / Plafón



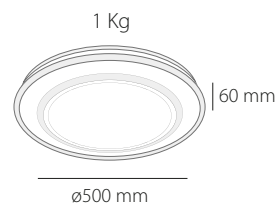
20 7 06 **0189A**

White / Blanco
Metal + Acrylic / Metal + Acrílico

 2 Kg / 53 x 55 x 10 cm

PK-00.080.00X

más info



más info



20 7 06 **0190A**

White + Coffee / Blanco + Café
Metal + Acrylic / Metal + Acrílico

PK-00.080.00X



más info



20 7 06 **0191A**

White + Grey / Blanco + Gris
Metal + Acrylic / Metal + Acrílico

PK-00.080.00X



0189A - 0190A - 0191A

Watt Range / Rango Potencia
MIN 6 W ↔ 64 W MAX LED

Lumens / Flujo Luminoso
5150 lm

Colour Temp. / Temp. de Color
3000 K ↔ 4500 K ↔ 6000 K

CRI ≥80
IP20

Remote control included Incluye mando a distancia / **Dimmable** Intensidad de la luz regulable / **Colour temperature adjustable** Temperatura de color regulable / **4 Scene switch** Interruptor con 4 escenas de color / **Memory** Memoria de encendido.

Earth L


Ceiling Lamp / Plafón



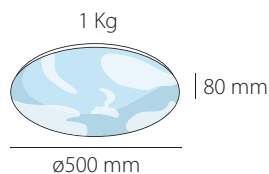
20 7 06 120 CF **0144A**

Blue / Azul

Metal + Acrylic / Metal + Acrílico

 2 Kg / 55 x 55 x 10 cm

PK-00.060.00X



más info


Earth M

Ceiling Lamp / Plafón

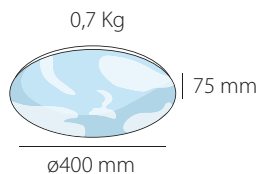
20 7 06 120 CF **0145A**

Blue / Azul

Metal + Acrylic / Metal + Acrílico

 1.3 Kg / 49 x 45 x 10 cm

PK-00.045.00X



más info

Remote control included Incluye mando a distancia
/ **Dimmable** Intensidad de la luz regulable / **Colour temperature adjustable** Temperatura de color regulable
/ **4 Scene switch** Interruptor con 4 escenas de color
/ **Memory** Memoria de encendido.



0144A

Watt Range / Rango Potencia / Lumens / Flujo Luminoso
MIN 6 W ↔ 64 W MAX LED / 5150 lm

Colour Temp. / Temp. de Color / CRI ≥80
3000 K ↔ 4500 K ↔ 6000 K / IP20

0145A

Watt Range / Rango Potencia / Lumens / Flujo Luminoso
MIN 4 W ↔ 48 W MAX LED / 3840 lm

Colour Temp. / Temp. de Color / CRI ≥80
3000 K ↔ 4500 K ↔ 6000 K / IP20



Moon L


Ceiling Lamp / Plafón



20 7 06 120 CF **0146A**

Grey / Gris

Metal + Acrylic / Metal + Acrílico

 2 Kg / 55 x 55 x 10 cm

PK-00.060.00X



más info

1 Kg



ø500 mm

| 80 mm


Moon M

Ceiling Lamp / Plafón

20 7 06 120 CF **0147A**

Grey / Gris

Metal + Acrylic / Metal + Acrílico


 1,3 Kg / 49 x 45 x 10 cm

PK-00.045.00X



más info

0,7 Kg



ø400 mm

| 75 mm



Remote control included Incluye mando a distancia / **Dimmable** Intensidad de la luz regulable / **Colour temperature adjustable** Temperatura de color regulable / **4 Scene switch** Interruptor con 4 escenas de color / **Memory** Memoria de encendido.

0146A

Watt Range / Rango Potencia / Lumens / Flujo Luminoso
MIN 6 W ↔ 64 W MAX LED / 5150 lm

Colour Temp. / Temp. de Color / CRI ≥80
3000 K ↔ 4500 K ↔ 6000 K / IP20

0147A

Watt Range / Rango Potencia / Lumens / Flujo Luminoso
MIN 4 W ↔ 48 W MAX LED / 3840 lm

Colour Temp. / Temp. de Color / CRI ≥80
3000 K ↔ 4500 K ↔ 6000 K / IP20

Skoll


Ceiling Lamp / Plafón



20 7 06 040 CF **0197A**

Black / Negro

Metal + Acrylic / Metal + Acrílico

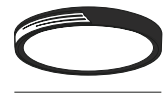
 1,7 Kg / 43 x 43 x 9 cm

PK-00.050.00X



más info

1 Kg



65 mm

ø400 mm




Skoll 0079A



20 7 06 040 CF **0078A**

Champagne / Champagne
Metal + Acrylic / Metal + Acrílico

 1,7 Kg / 43 x 43 x 9 cm

PK-00.050.00X




más info

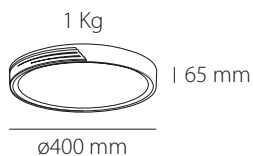


20 7 06 040 CF **0102A**

White / Blanco
Metal + Acrylic / Metal + Acrílico

 1,7 Kg / 43 x 43 x 9 cm

PK-00.050.00X




más info

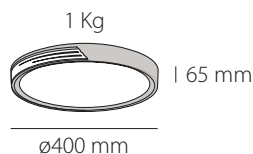


20 7 06 040 CF **0079A**

Grey / Gris
Metal + Acrylic / Metal + Acrílico

 1,7 Kg / 43 x 43 x 9 cm

PK-00.050.00X



más info



0078A - 0079A - 0102A - 0197A

Watt Range / Rango Potencia
MIN 4 W ↔ 48 W MAX LED

Lumens / Flujo Luminoso
3840 lm

Colour Temp. / Temp. de Color
3000 K ↔ 4500 K ↔ 6000 K

CRI ≥80
IP20

Remote control included Incluye mando a distancia / **Dimmable** Intensidad de la luz regulable / **Colour temperature adjustable** Temperatura de color regulable / **4 Scene switch** Interruptor con 4 escenas de color / **Memory** Memoria de encendido.



Ophelia

Ceiling Lamp / Plafón




más info



20 7 06 096 CF **0196A**

White / Blanco

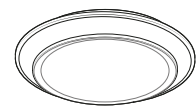
Metal + Acrylic / Metal + Acrílico

 2,3 Kg / 55 x 55 x 11 cm

PK-00.070.00X

1,4 Kg

l 75 mm



ø500 mm

0105A - 0106A - 0107A - 0196A

Watt Range / Rango Potencia
MIN 6 W ↔ 64 W MAX LED

Lumens / Flujo Luminoso
5150 lm

Colour Temp. / Temp. de Color
3000 K ↔ 4500 K ↔ 6000 K

CRI ≥80
IP20

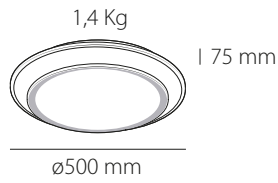
Remote control included Incluye mando a distancia / **Dimmable** Intensidad de la luz regulable / **Colour temperature adjustable** Temperatura de color regulable / **4 Scene switch** Interruptor con 4 escenas de color / **Memory** Memoria de encendido.

20 7 06 096 CF **0105A**

White + Grey / Blanco + Gris
Metal + Acrylic / Metal + Acrílico

 2,3 Kg / 55 x 55 x 11 cm

PK-00.070.00X



más info

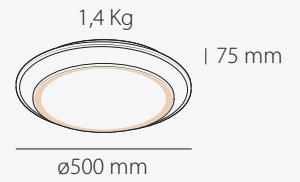


20 7 06 096 CF **0106A**

White + Gold / Blanco + Oro
Metal + Acrylic / Metal + Acrílico

 2,3 Kg / 55 x 55 x 11 cm


PK-00.070.00X



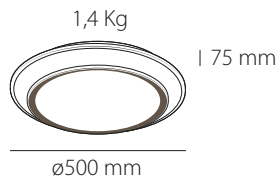
más info

20 7 06 096 CF **0107A**

White + Coffee / Blanco + Café
Metal + Acrylic / Metal + Acrílico

 2,3 Kg / 55 x 55 x 11 cm

PK-00.070.00X



más info



Jano

Ceiling Lamp / Plafón



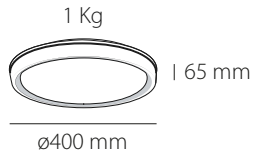
20 7 06 054 CF **0081A**

Grey / Gris

Metal + Acrylic / Metal + Acrílico

 1,5 Kg / 48 x 45 x 9 cm

PK-00.045.00X



0081A



más info

Watt Range / Rango Potencia
MIN 4 W ⇄ 48 W MAX LED

Lumens / Flujo Luminoso
3840 lm

Colour Temp. / Temp. de Color
3000 K ⇄ 4500 K ⇄ 6000 K

CRI ≥80
IP20

Remote control included Incluye mando a distancia / **Dimmable** Intensidad de la luz regulable / **Colour temperature adjustable** Temperatura de color regulable / **4 Scene switch** Interruptor con 4 escenas de color / **Memory** Memoria de encendido.

Jano

Ceiling Lamp / Plafón




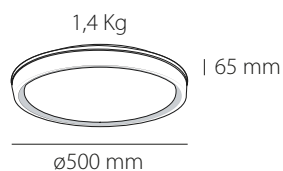
20 7 06 072 CF **0082A**

Grey / Gris

Metal + Acrylic / Metal + Acrílico

 2,1 Kg / 55 x 53 x 10 cm

PK-00.060.00X



0082A



más info

Watt Range / Rango Potencia
MIN 6 W ⇨ 64 W MAX LED

Lumens / Flujo Luminoso
5150 lm

Colour Temp. / Temp. de Color
3000 K ⇨ 4500 K ⇨ 6000 K

CRI ≥80
IP20

Remote control included Incluye mando a distancia / **Dimmable** Intensidad de la luz regulable / **Colour temperature adjustable** Temperatura de color regulable / **4 Scene switch** Interruptor con 4 escenas de color / **Memory** Memoria de encendido.


Heron

Ceiling Lamp / Plafón

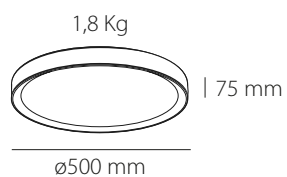


20 7 06 120 CF **0089A**

White + Black / Blanco + Negro
Metal + Acrylic / Metal + Acrílico

 2,7 Kg / 55 x 54 x 11 cm

PK-00.065.00X



más info



Praslin

Ceiling Lamp / Plafón

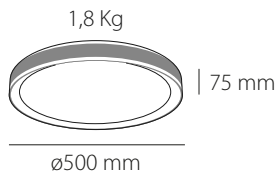


20 7 06 120 CF **0090A**

Grey + White / Gris + Blanco
Metal + Acrylic / Metal + Acrílico

 2,7 Kg / 55 x 54 x 11 cm

PK-00.065.00X




más info

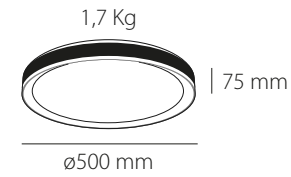


20 7 06 120 CF **0091A**

Black + White / Negro + Blanco
Metal + Acrylic / Metal + Acrílico

 2,7 Kg / 55 x 54 x 11 cm

PK-00.065.00X



más info



0089A - 0090A - 0091A

Watt Range / Rango Potencia
MIN 6 W ⇄ 64 W MAX LED

Lumens / Flujo Luminoso
5150 lm

Colour Temp. / Temp. de Color
3000 K ⇄ 4500 K ⇄ 6000 K

CRI ≥80
IP20

Remote control included Incluye mando a distancia / **Dimmable** Intensidad de la luz regulable / **Colour temperature adjustable** Temperatura de color regulable / **4 Scene switch** Interruptor con 4 escenas de color / **Memory** Memoria de encendido.

Deia

Ceiling Lamp / Plafón



20 7 06 120 CF **0092A**

Coffee / Cofé

Metal + Acrylic / Metal + Acrílico

 2.4 Kg / 55 x 54 x 11 cm

PK-00.057.00X

1,5 Kg



ø500 mm



más info

0092A

Watt Range / Rango Potencia
MIN 6 W \rightarrow 64 W MAX LED

Lumens / Flujo Luminoso
5150 lm

Colour Temp. / Temp. de Color
3000 K \rightarrow 4500 K \rightarrow 6000 K

CRI \geq 80
IP20

Remote control included Incluye mando a distancia / **Dimmable** Intensidad de la luz regulable / **Colour temperature adjustable** Temperatura de color regulable / **4 Scene switch** Interruptor con 4 escenas de color / **Memory** Memoria de encendido.

Dafne

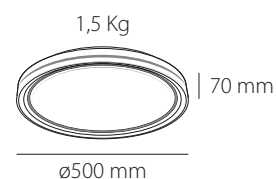
Ceiling Lamp / Plafón

20 7 06 072 CF **0132A**

White + Chrome Graphite / Blanco + Cromo Grafito
Metal + Acrylic / Metal + Acrílico

 2,2 Kg / 55 x 55 x 10 cm

PK-00.057.00X



0132A

Watt Range / Rango Potencia
MIN 6 W ⇄ 64 W MAX LED

Lumens / Flujo Luminoso
5150 lm

Colour Temp. / Temp. de Color
3000 K ⇄ 4500 K ⇄ 6000 K

CRI ≥80
IP20

Remote control included Incluye mando a distancia / **Dimmable** Intensidad de la luz regulable / **Colour temperature adjustable** Temperatura de color regulable / **4 Scene switch** Interruptor con 4 escenas de color / **Memory** Memoria de encendido.



más info


Lofoten

Ceiling Lamp / Plafón

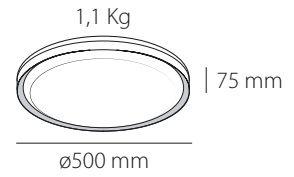


20 7 06 120 CF **0093A**

White + Grey / Blanco + Gris
Metal + Acrylic / Metal + Acrílico

 2 Kg / 55 x 54 x 11 cm

PK-00.055.00X



0093A

Watt Range / Rango Potencia
MIN 6 W ⇄ 64 W MAX LED

Lumens / Flujo Luminoso
5150 lm

Colour Temp. / Temp. de Color
3000 K ⇄ 4500 K ⇄ 6000 K

CRI ≥80
IP20

Remote control included Incluye mando a distancia / **Dimmable** Intensidad de la luz regulable / **Colour temperature adjustable** Temperatura de color regulable / **4 Scene switch** Interruptor con 4 escenas de color / **Memory** Memoria de encendido.



más info

Juliet

Ceiling Lamp / Plafón



20 7 06 096 CF **0104A**

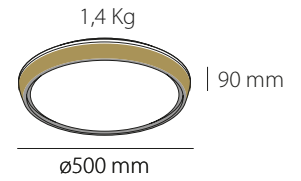
Gold / Oro

Metal + Acrylic / Metal + Acrílico



2,4 Kg / 55 x 55 x 11 cm

PK-00.060.00X



más info

0104A

Watt Range / Rango Potencia
MIN 6 W ↔ 64 W MAX LED

Lumens / Flujo Luminoso
5150 lm


Colour Temp. / Temp. de Color
3000 K ↔ 4500 K ↔ 6000 K

CRI ≥80
IP20

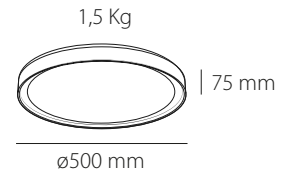
Remote control included Incluye mando a distancia / **Dimmable** Intensidad de la luz regulable / **Colour temperature adjustable** Temperatura de color regulable / **4 Scene switch** Interruptor con 4 escenas de color / **Memory** Memoria de encendido.



20 7 06 120 CF **0101A**
White / Blanco
Metal + Acrylic / Metal + Acrílico

 2,4 Kg / 54 x 54 x 12,5 cm

PK-00.057.00X



Ariel

Ceiling Lamp / Plafón



0101A



más info

Watt Range / Rango Potencia
MIN 6 W ↔ 64 W MAX LED

Lumens / Flujo Luminoso
5150 lm

Colour Temp. / Temp. de Color
3000 K ↔ 4500 K ↔ 6000 K

CRI ≥80
IP20

Remote control included Incluye mando a distancia / **Dimmable** Intensidad de la luz regulable / **Colour temperature adjustable** Temperatura de color regulable / **4 Scene switch** Interruptor con 4 escenas de color / **Memory** Memoria de encendido.

Corfú

Ceiling Lamp / Plafón

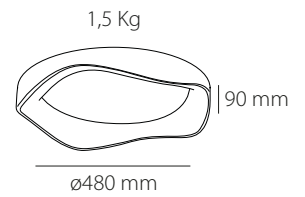


20 7 06 **0172A**

White / Blanco
Iron + Acrylic / Metal + Acrílico

 2,5 Kg / 54 x 52 x 12 cm

PK-00.075.00X



0172A

Watt / Potencia
30 W LED

Lumens / Flujo Luminoso
3000 lm

Colour Temp. / Temp. de Color
4000 K

CRI **≥80**
IP**20**



más info


Tales

Celling Lamp / Plafón

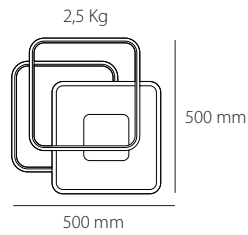


20 7 06 **0173A**

White / Blanco
Iron + Acrylic + Silicagel /
Metal + Acrílico + Silicagel

 3,8 Kg / 56 x 42 x 14 cm

PK-00.120.00X



0173A

Watt Range / Rango Potencia
MIN 15 W \hookrightarrow 76 W MAX LED

Lumens / Flujo Luminoso
6000 lm

Colour Temp. / Temp. de Color
3500 K \hookrightarrow 4500 K \hookrightarrow 6500 K

CRI \geq 80
IP20



más info

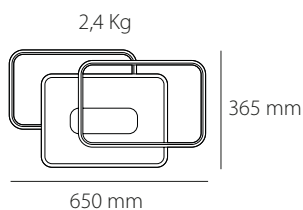



20 7 06 **0174A**

White / Blanco
Iron + Acrylic + Silicagel /
Metal + Acrílico + Silicagel

 3,4 Kg / 70 x 42 x 14 cm

PK-00.120.00X



0174A

Watt Range / Rango Potencia

MIN 15 W ↔ 72 W MAX LED

Lumens / Flujo Luminoso

5700 lm

Colour Temp. / Temp. de Color

3500 K ↔ 4500 K ↔ 6500 K

CRI ≥80

IP20


0173A - 0174A

Remote control included Incluye mando a distancia / **Dimmable** Intensidad de la luz regulable / **Colour temperature adjustable** Temperatura de color regulable / **4 Scene switch** Interruptor con 4 escenas de color / **Memory** Memoria de encendido / **APP**



más info





Ares

Ceiling Lamp / Plafón




más info



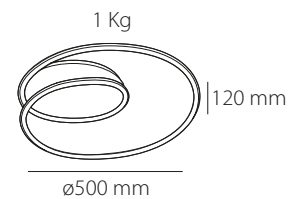
20 7 06 **0171A**

White / Blanco

Iron + Silicagel / Metal + Silicagel

 2 Kg / 54 x 54 x 13,5 cm

PK-00.70.00X



0171A

Watt / Potencia
90 W LED

Lumens / Flujo Luminoso
5950 lm


Colour Temp. / Temp. de Color
4000 K

CRI **≥80**
IP**20**

✦80

Symi

Ceiling Lamp / Plafón



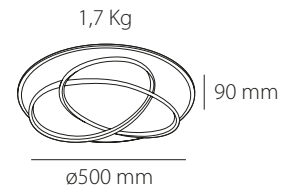
20 7 06 **0170A**

White / Blanco

Iron + Silicagel / Metal + Silicagel

 2,7 Kg / 54 x 54 x 13,5 cm

PK-00.70.00X



0170A

Watt / Potencia
72 W LED

Lumens / Flujo Luminoso
5040 lm

Colour Temp. / Temp. de Color
4000 K

CRI \geq 80
IP20

más info



Comet 14


Ceiling Lamp / Plafón



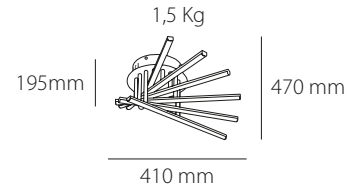
20 7 06 048 40 **0021A**

White / Blanco

Metal + Acrylic / Metal + Acrílico

 2,8 Kg / 51 x 51 x 25 cm

PK-00.145.00X



0021A

Watt / Potencia
48 W LED

Lumens / Flujo Luminoso
3360 lm


Colour Temp. / Temp. de Color
4000 K

CRI **≥80**
IP**20**

✦82



más info






Pendant Lamps • Colgantes

Bassas

Pendant Lamp / Colgante

20 3 06 **0219A**

Gold / Oro
Aluminum + Silicagel /
Aluminio + Silicagel

 2 Kg / 80.5 x 25 x 24.5 cm


PK-00.95.00X



más info


Bassas

Pendant Lamp / Colgante




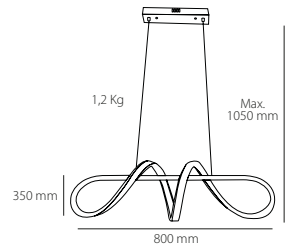
20 3 06 **0211A**

Black / Negro
Aluminum + Silicagel /
Aluminio + Silicagel

 2 Kg / 80.5 x 25 x 24.5 cm


PK-00.95.00X

más info



20 3 06 **0210A**

White / Blanco
Aluminum + Silicagel /
Aluminio + Silicagel

 2 Kg / 80.5 x 25 x 24.5 cm

PK-00.95.00X



más info



0210A - 0211A - 0219A

Watt / Potencia
74 W LED

Lumens / Flujo Luminoso
3700 lm

Colour Temp. / Temp. de Color
4000 K

CRI **≥80**
IP**20**

Saturno

Pendant Lamp / Colgante



20 3 06 **0214A**

Black / Negro
Metal + Aluminum + Silicagel /
Metal + Aluminio + Silicagel

 4.50 Kg / 66 x 65 x 12 cm

PK-00.225.00X

más info



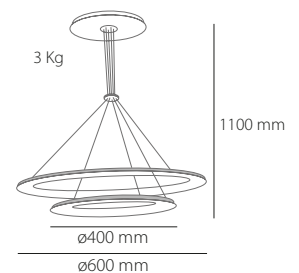
20 3 06 **0213A**

White / Blanco
Metal + Aluminum + Silicagel /
Metal + Aluminio + Silicagel

PK-00.225.00X



más info



0213A - 0214A

Watt / Potencia
94 W MAX LED

Lumens / Flujo Luminoso
3760 lm

Colour Temp. / Temp. de Color
3000 K

CRI **≥80**
IP20


Knot M

Pendant Lamp / Colgante

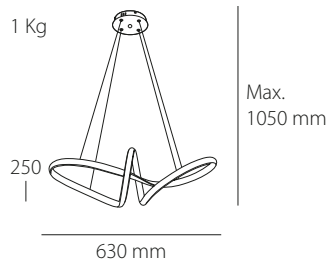
20 3 06 042 33 **0127A**

White / Blanco

Aluminum + Silicagel /
Aluminio + Silicagel

 1,8 Kg / 65 x 27 x 21,5 cm

PK-00.145.00X



0127A - 0136A - 0137A

Watt / Potencia
42 W LED

Lumens / Flujo Luminoso
3360 lm

Colour Temp. / Temp. de Color
3300 K

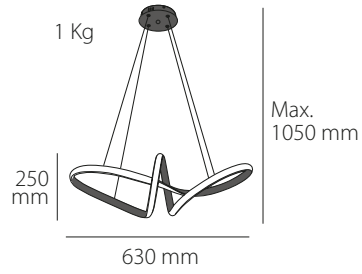
CRI \geq 80
IP20



más info

Knot M

Pendant Lamp / Colgante




más info



20 3 06 042 33 **0136A**

Black / Negro
Aluminum + Silicagel /
Aluminio + Silicagel

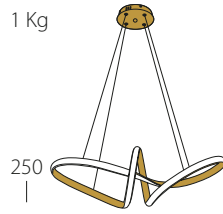
 1.8 Kg / 65 x 27 x 21.5 cm

PK-00.130.00X





1 Kg




Max.
1050 mm

630 mm

20 3 06 042 33 **0137A**

Gold / Oro
Aluminum + Silicagel /
Aluminio + Silicagel

 1.8 Kg / 65 x 27 x 21.5 cm

PK-00.130.00X



más info



Knot L

Pendant Lamp / Colgante

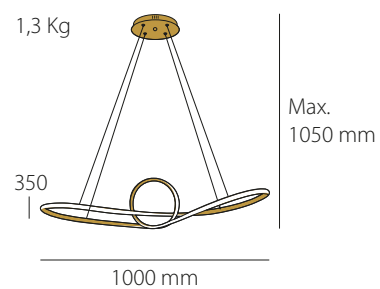


20 3 06 065 33 **0131A**

Gold / Oro
Aluminum + Silicagel /
Aluminio + Silicagel

 2,8 Kg / 102 x 26 x 37 cm

PK-00.195.00X



más info



Knot L

Pendant Lamp / Colgante

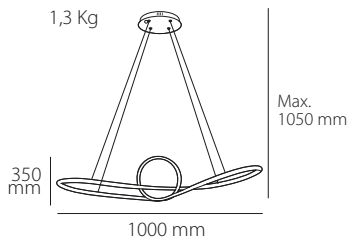
20 3 06 065 33 **0138A**

White / Blanco

Aluminum + Silicagel / Aluminio + Silicagel

 2.8 Kg / 102 x 26 x 37 cm

PK-00.180.00X



más info



0131A - 0138A - 0139A

Watt / Potencia
65 W MAX LED

Lumens / Flujo Luminoso
5200 lm


Colour Temp. / Temp. de Color
3300 K

CRI **≥80**
IP20

20 3 06 065 33 **0139A**

Black / Negro


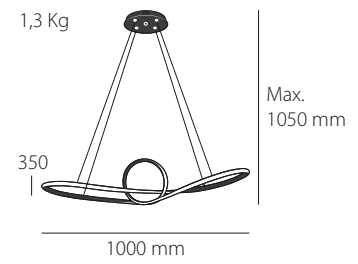
Aluminum + Silicagel / Aluminio + Silicagel

 2.8 Kg / 102 x 26 x 37 cm

más info



PK-00.180.00X





Odiel

Pendant Lamp / Colgante

20 3 06 **0221A**

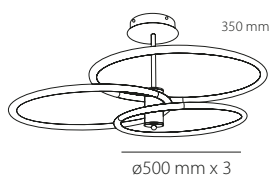
Gold / Oro

Metal + Acrylic / Metal + Acrílico

 3.45 Kg / 56 x 56 x 14 cm

PK-00.170.00X

2,45 Kg



más info



0221A

Watt / Potencia
50 W MAX LED

Lumens / Flujo Luminoso
3780 lm

Colour Temp. / Temp. de Color
3000 K ↔ 4000 K ↔ 6000 K

CRI **≥80**
IP20

3 Scene switch Interruptor con 3 escenas de color / **Memory** Memoria de encendido.


Aroa

Pendant Lamp / Colgante

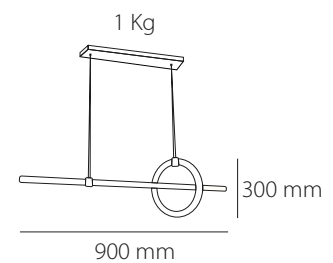
20 3 06 **0220A**

Gold / Oro

Metal + Acrylic / Metal + Acrílico

 1.5 Kg / 91 x 32 x 14 cm

PK-00.120.00X



más info



0220A

Watt / Potencia
28 W MAX LED

Lumens / Flujo Luminoso
1560 lm

Colour Temp. / Temp. de Color
3000 K ↔ 4000 K ↔ 6000 K

CRI **≥80**
IP20

3 Scene switch Interruptor con 3 escenas de color / **Memory** Memoria de encendido.



Ceiling Fans • Ventiladores de techo



Viotor
0225A



Vietor

Fan Lamp / Ventilador de techo



INCLUYE DIFUSOR
MOD. 0165A

20 3 06 **0225A**

Black / Negro
Metal + Acrylic / Metal + Acrílico

7.8 Kg / 55 x 55 x 30 cm

PK-00.185.00X



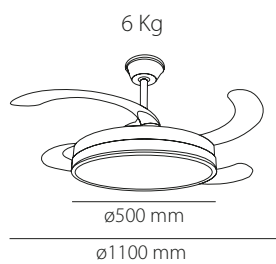
Motor
Silence



Temporizador
2H



Compatible
Led Magnet Kit Kelekrton



MÁS CARACTERÍSTICAS

Potencia Motor / 35 W DC

6 Velocidades

Modo / Verano - Invierno

APP / Android - IOS

M² Recomendado / 15-20m²

Tija / 12,5 y 25 cm



más info

Puedes combinar el ventilador con los siguientes difusores



*si eliges combinar con alguno de estos difusores, menciónalo en tu pedido indicando la referencia.

0225A

Watt / Potencia
36 W x 2 LED

Lumens / Flujo Luminoso
5760 lm

Colour Temp. / Temp. de Color
3000 K ↔ 4000 K ↔ 6000 K

CRI ≥80
IP20

Remote control included Incluye mando a distancia / **Dimmable** Intensidad de la luz regulable / **Colour temperature adjustable** Temperatura de color regulable / **3 Scene switch** Interruptor con 3 escenas de color / **Memory** Memoria de encendido.

Vietor

Fan Lamp / Ventilador de techo



INCLUYE DIFUSOR MOD. 0196A

20 3 06 **0223A**

White / Blanco

Metal + Acrylic / Metal + Acrílico

7.8 Kg / 55 x 55 x 30 cm

PK-00.185.00X



Motor Silence



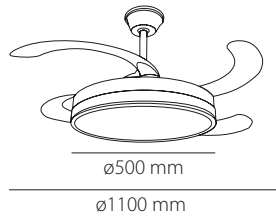
Temporizador 2H



Compatible Led Magnet Kit Keletron



6 Kg



MÁS CARACTERÍSTICAS

Potencia Motor / 35 W DC

6 Velocidades

Modo / Verano - Invierno

APP / Android - IOS

M² Recomendado / 15-20m²

Tija / 12,5 y 25 cm



más info

Puedes combinar el ventilador con los siguientes difusores



*si eliges combinar con alguno de estos difusores, menciónalo en tu pedido indicando la referencia.

0223A

Watt / Potencia
36 W x 2 LED

Lumens / Flujo Luminoso
5760 lm

Colour Temp. / Temp. de Color
3000 K ↔ 4000 K ↔ 6000 K

CRI ≥80
IP20

Remote control included Incluye mando a distancia / **Dimmable** Intensidad de la luz regulable / **Colour temperature adjustable** Temperatura de color regulable / **3 Scene switch** Interruptor con 3 escenas de color / **Memory** Memoria de encendido.



Viotor
0223A

Ophelia
0196A

Combina ventilador y plafón en un mismo espacio



Kore
0165A

Viotor
0225A

Brezza

Fan Lamp / Ventilador



20 3 06 **0224A**
 Black / Negro
 Metal + Acrylic / Metal + Acrílico
 Incluye difusor Mod. 0310A

6,8 Kg / 46 x 46 x 28 cm

PK-00.150.00X



más info

20 3 06 **0222A**

White / Blanco
 Metal + Acrylic / Metal + Acrílico

Incluye difusor Mod. 0102A

6,8 Kg / 46 x 46 x 28 cm

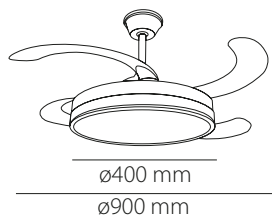
PK-00.150.00X



más info



5 Kg



MÁS CARACTERÍSTICAS

Potencia Motor / 18 W DC

6 Velocidades

Modo / Verano - Invierno

APP / Android - IOS

M² Recomendado / 10-15m²

Tija / 12,5 y 25 cm



Motor
Silence



Temporizador
2H



Compatible
Led Magnet Kit Kelekrton



Puedes combinar el ventilador con los siguientes difusores



0078A



0079A



0102A



0197A



0164A



0309A



0310A



0145A



0147A

*si eliges combinar con alguno de estos difusores, menciónalo en tu pedido indicando la referencia.

0222A - 0224A

Watt Range / Rango Potencia
24 W x 2 LED

Lumens / Flujo Luminoso
3840 lm

Colour Temp. / Temp. de Color
3000 K ↔ 4000 K ↔ 6000 K

CRI **≥80**
IP20


Remote control included Incluye mando a distancia / **Dimmable** Intensidad de la luz regulable / **Colour temperature adjustable** Temperatura de color regulable / **3 Scene switch** Interruptor con 3 escenas de color / **Memory** Memoria de encendido.



Brezza
0222A

Skoll
0102A

Combina ventilador y plafón en un mismo espacio



Brezza
0224A




Topa

Fan Lamp / Ventilador

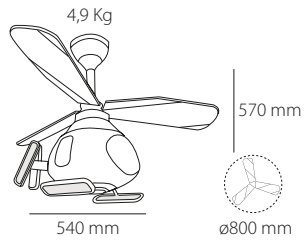


20 3 06 **0208A**

Blue + White / Azul + Blanco
Iron + PVC + Wood / Metal + PVC + MDF

 6,3 Kg / 59 x 39 x 41 cm

PK-00.215.00X



0208A

Watt Range / Rango Potencia / Lumens / Flujo Luminoso / Colour Temp. / Temp. de Color / CRI ≥ 80
MIN 10 W \leftrightarrow 100 W MAX LED / 6800 lm / 3000 K \leftrightarrow 6500 K / IP20

Remote control included Incluye mando a distancia / **Dimmable** Intensidad de la luz regulable / **Colour temperature adjustable** Temperatura de color regulable / **RGB**



más info

Ventus

Fan Lamp / Ventilador





20 3 06 **0226A**

White + Black / Blanco + Negro
Metal + Acrylic / Metal + Acrílico

 5,5 Kg / 55 x 55 x 23 cm

PK-00.140.00X



Motor
Silence



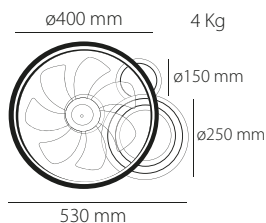
7 Aspas
Oscilantes



Temporizador
2H 4H



Apto techos
bajos



MÁS CARACTERÍSTICAS

Potencia Motor / 20W DC

6 Velocidades


Modo / Verano - Invierno

APP / Android - IOS

M² Recomendado / 10-15m²



más info



0226A

Watt / Potencia

MIN 8 W ↔ 86 W MAX LED

Lumens / Flujo Luminoso

4300 lm

Colour Temp. / Temp. de Color

3000 K ↔ 4000 K ↔ 6000 K

CRI ≥80

IP20

Remote control included Incluye mando a distancia / **Dimmable** Intensidad de la luz regulable / **Colour temperature adjustable** Temperatura de color regulable / **3 Scene switch** Interruptor con 3 escenas de color / **Memory** Memoria de encendido.



Wall Lamps • Apliques



Orion
0193A



Orion

Wall Lamp / Aplique



20 7 06 **0177A**
White / Blanco
Metal + Acrylic / Metal + Acrílico
PK-00.50.00X



más info

20 7 06 **0192A**

Black / Negro
Metal + Acrylic / Metal + Acrílico

PK-00.50.00X



más info



20 7 06 **0193A**
Greige / Greige
Metal + Acrylic / Metal + Acrílico
PK-00.50.00X




más info

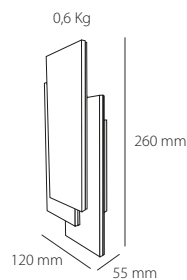


20 7 06 **0318A**
Gold / Oro
Metal + Acrylic / Metal + Acrílico
PK-00.50.00X



más info

 0,7 Kg / 30 x 17 x 10 cm



0177A - 0192A - 0193A - 0318A

Watt Range / Rango Potencia
MIN 7 W \rightarrow 25 W MAX LED

Lumens / Flujo Luminoso
1125 lm

Colour Temp. / Temp. de Color
3500 K \rightarrow 4500 K \rightarrow 6500 K

CRI \geq 80
IP20

Dimmable Intensidad de la luz regulable / **4 Scene switch** Interruptor con 3 escenas de color / **Memory** Memoria de encendido. /APP

Retro Square


Wall Lamp / Aplique



20 5 06 035 CF **0135A**

Gold / Oro

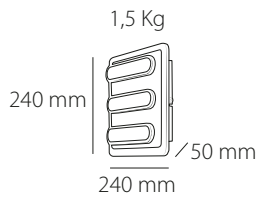
Metal + Acrylic / Metal + Acrílico

 2 Kg / 31 x 28 x 8 cm

PK-00.55.00X




más info



20 5 06 035 CF **0033A**

White / Blanco

Metal + Acrylic / Metal + Acrílico

 2 Kg / 31 x 28 x 8 cm

PK-00.55.00X




más info



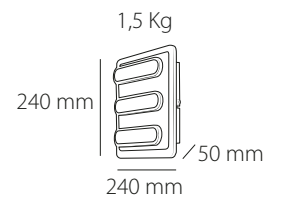


20 7 06 **0182A**
 Greige / Greige
 Metal + Acrylic / Metal + Acrílico


 2 Kg / 31 x 28 x 8 cm

PK-00.55.00X

más info



20 5 06 035 CF **539**
 Black / Negro
 Metal + Acrylic / Metal + Acrílico

 2 Kg / 31 x 28 x 8 cm

PK-00.55.00X

más info



0135A - 0182A - 0033A - 539

Watt Range / Rango Potencia / Lumens / Flujo Luminoso / Colour Temp. / Temp. de Color / CRI \geq 80
 MIN 4 W \leq 40 W MAX LED / 2010 lm / 3500 K \leq 6500 K / IP20

Dimmable Intensidad de la luz regulable / **Colour temperature adjustable** Temperatura de color regulable / **3 Scene switch** Interruptor con 3 escenas de color / **Memory** Memoria de encendido / **APP**


Retro Cloud

Wall Lamp / Aplique

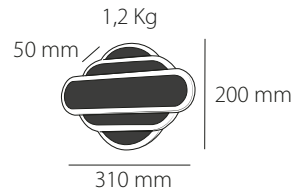


20 5 06 030 CF **0133A**

Black / Negro
Metal + Acrylic / Metal + Acrílico

 1.9 Kg / 33 x 25 x 7.5 cm

PK-00.55.00X



más info

0133A - 0134A

Watt Range / Rango Potencia
MIN 4 W \leftrightarrow 38 W MAX LED

Lumens / Flujo Luminoso
2010 lm

Colour Temp. / Temp. de Color
3500 K \leftrightarrow 6500 K


CRI \geq 80
IP20

Dimmable Intensidad de la luz regulable / **Colour temperature adjustable** Temperatura de color regulable / **3 Scene switch** Interruptor con 3 escenas de color / **Memory** Memoria de encendido / **APP**

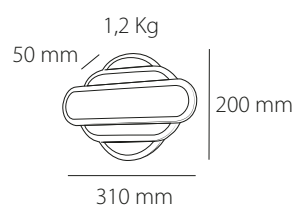
20 5 06 030 CF **0134A**

Gold / Oro

Metal + Acrylic / Metal + Acrílico

 1.9 Kg / 33 x 25 x 7.5 cm

PK-00.55.00X




Retro Cloud

Wall Lamp / Aplique


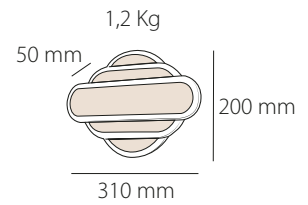
20 7 06 **0181A**

Greige / Greige

Metal + Acrylic / Metal + Acrílico

 1.9 Kg / 33 x 25 x 7.5 cm

PK-00.55.00X



0181A - 538



más info

Watt Range / Rango Potencia
MIN 4 W ↔ 38 W MAX LED

Lumens / Flujo Luminoso
2010 lm

Colour Temp. / Temp. de Color
3500 K ↔ 6500 K

CRI ≥80
IP20


Dimmable Intensidad de la luz regulable / **Colour temperature adjustable** Temperatura de color regulable / **3 Scene switch** Interruptor con 3 escenas de color / **Memory** Memoria de encendido / **APP**



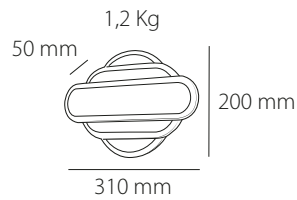
20 5 06 030 CF **538**

White / Blanco

Metal + Acrylic / Metal + Acrílico

 1,9 Kg / 33 x 25 x 7,5 cm

PK-00.55.00X



más info



Anthe


Wall Lamp / Aplique



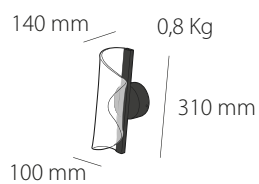
20 5 06 010 40 **0084A**

Black / Negro

Aluminium + Acrylic / Aluminio + Acrílico

 1,3 Kg / 38 x 18 x 22 cm

PK-00.75.00X




más info



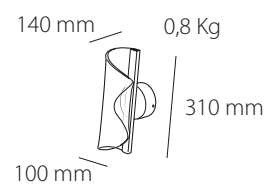
20 5 06 010 40 **0083A**

White / Blanco

Aluminium + Acrylic / Aluminio + Acrílico

 1,3 Kg / 38 x 18 x 22 cm

PK-00.75.00X



más info






más info

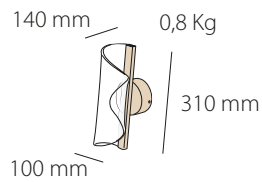
20 5 06 010 40 **0086A**

Gold / Oro

Aluminium + Acrylic / Aluminio + Acrílico

 1,3 Kg / 38 x 18 x 22 cm


PK-00.75.00X



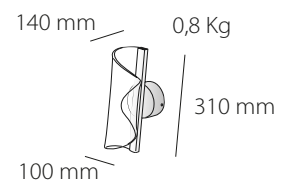
20 5 06 010 40 **0085A**

Chrome / Cromo

Aluminium + Acrylic / Aluminio + Acrílico

 1,3 Kg / 38 x 18 x 22 cm

PK-00.75.00X



más info



0083A - 0084A - 0085A - 0086A

Watt / Potencia
8 W MAX LED

Lumens / Flujo Luminoso
800 lm

Colour Temp. / Temp. de Color
4000 K

CRI **≥80**
IP20


Boira

Wall Lamp / Aplique

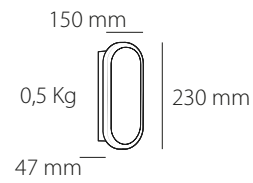




20 5 06 016 CF **0094A**
White / Blanco
Metal + Acrylic / Metal + Acrílico

 0,7 Kg / 12 x 6 x 25 cm


PK-00.35.00X



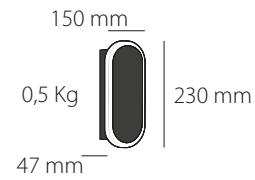
más info



20 5 06 016 CF **0095A**
Black / Black
Metal + Acrylic / Metal + Acrílico

 0,7 Kg / 12 x 6 x 25 cm

PK-00.35.00X



más info



0094A - 0095A

Watt Range / Rango Potencia
MIN 2 W ↔ 16 W MAX LED

Lumens / Flujo Luminoso
1472 lm

Colour Temp. / Temp. de Color
3500 K ↔ 6500 K

CRI ≥80
IP20

Dimmable Intensidad de la luz regulable / **Colour temperature adjustable** Temperatura de color regulable /
3 Scene switch Interruptor con 3 escenas de color / **Memory** Memoria de encendido / **APP**


Helix II

Wall Lamp / Aplique

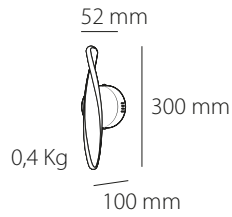
20 5 06 012 33 **0128A**

White / Blanco

Aluminum + Silicagel / Aluminio + Silicagel

 0,5 Kg / 32 x 12 x 11 cm


PK-00.70.00X




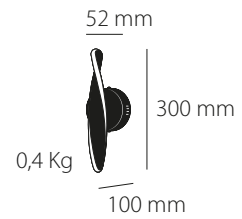
20 5 06 012 33 **0129A**

Black / Negro

Aluminum + Silicagel / Aluminio + Silicagel

 0,5 Kg / 32 x 12 x 11 cm

PK-00.70.00X



más info



más info

0128A - 0129A

Watt / Potencia
12 W MAX LED

Lumens / Flujo Luminoso
960 lm

Colour Temp. / Temp. de Color
3300 K

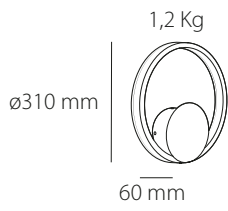
CRI **≥80**
IP20

•118




Hoop 4

Wall Lamp / Aplique



20 5 06 018 30 **0026A**
White / Blanco
Metal + Acrylic / Metal + Acrílico

 1,9 Kg / 37 x 37 x 17 cm

PK-00.105.00X




más info






20 5 06 018 30 **0028A**
Black / Negro
Metal + Acrylic / Metal + Acrílico

 1,9 Kg / 37 x 37 x 17 cm

PK-00.105.00X

1,2 Kg
ø310 mm
60 mm




más info

0026A - 0028A

Watt / Potencia
18 W MAX LED

Lumens / Flujo Luminoso
2160 lm

Colour Temp. / Temp. de Color
4000 K

CRI **≥80**
IP**20**

New Frame

Wall Lamp / Aplique



0097A - 0098A

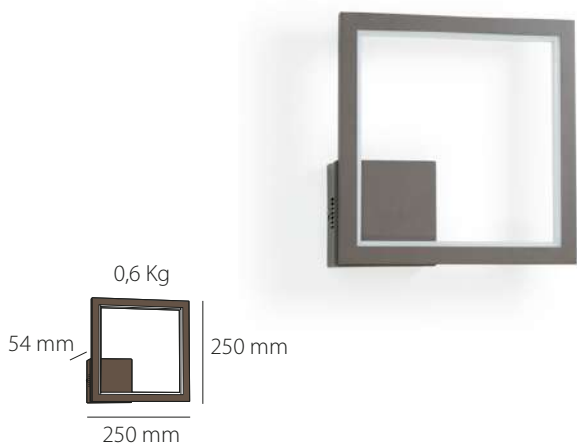
Watt / Potencia
17 W MAX LED

Lumens / Flujo Luminoso
1360 lm


Colour Temp. / Temp. de Color
3000 K ↔ 6500 K

CRI ≥80
IP20

✦122

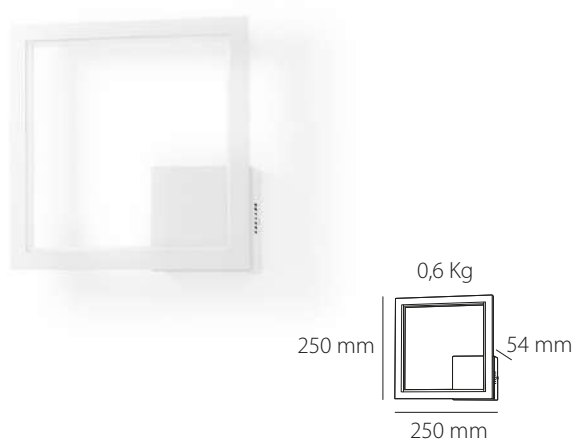


20 5 06 017 CF **0097A**
 Coffee / Café
 Aluminium + Acrylic / Aluminio + Acrílico


 1,1 Kg / 33 x 33 x 13,5 cm

PK-00.70.00X

más info



20 5 06 017 CF **0098A**
 White / Blanco
 Aluminium + Acrylic / Aluminio + Acrílico

 1,1 Kg / 33 x 33 x 13,5 cm

PK-00.70.00X

más info



New Frame


Wall Lamp / Aplique



20 5 06 034 CF **0099A**

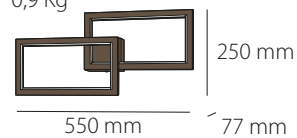
Coffee / Café

Aluminium + Acrylic / Aluminio + Acrílico

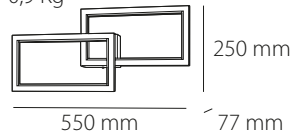
 1,7 Kg / 63 x 33 x 16,5 cm

PK-00.100.00X

0,9 Kg




0,9 Kg



20 5 06 034 CF **0100A**

White / Blanco

Aluminium + Acrylic / Aluminio + Acrílico


 1,7 Kg / 63 x 33 x 16,5 cm

PK-00.100.00X



más info





más info

0099A - 0100A

Watt / Potencia
34 W MAX LED

Lumens / Flujo Luminoso
2720 lm

Colour Temp. / Temp. de Color
3000 K ↔ 6500 K

CRI ≥80
IP20


Eclipse

Wall Lamp / Aplique

20 5 06 005 40 **736**

White / Blanco

Metal + Acrylic / Metal + Acrílico

 0,8 Kg / 20 x 20 x 13 cm

PK-00.70.00X



más info

736 - 737

Watt / Potencia
5 W MAX LED

Lumens / Flujo Luminoso
360 lm

Colour Temp. / Temp. de Color
4000 K


CRI **≥80**
IP20

✦126

20 5 06 005 40 **737**

Black / Negro

Metal + Acrylic / Metal + Acrílico

 0,8 Kg / 20 x 20 x 13 cm

PK-00.70.00X

70 mm



0,7 Kg


ø139 mm



más info



Cute Pet
0229A



Cute Pet Collection


Baby & Kid Table Lamp / Sobremesa Infantil



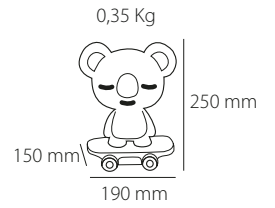
Koala 2

20 1 19 000 00 **0229A**

Pink / Rosa
Acrylic / Acrílico

 0.6 Kg / 17 x 17 x 26 cm


PK-00.35.00X



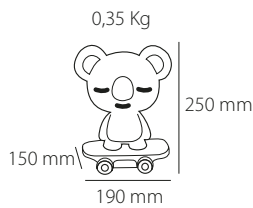
Koala 3

20 1 19 000 00 **0230A**

Green / Verde
Acrylic / Acrílico

 0.6 Kg / 17 x 17 x 26 cm

PK-00.35.00X



más info



Koala 4

20 1 19 000 00 **0228A**

Grey + White / Gris + Blanco
Acrylic / Acrílico

 0.6 Kg / 17 x 17 x 26 cm

PK-00.35.00X



más info



Cute Pet Collection

Watt / Potencia
7 W MAX LED

Bulbholder / Portalámparas
1 x E14 (Bulb included / Bombilla incluida)

Included / Incluye
LED Bulb 5 W / 4000 K


12 V - DC
IP20



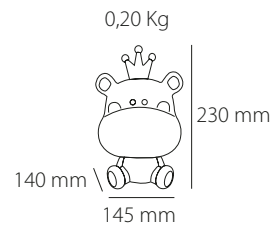
Hipo 1

20 1 19 000 00 **0231A**

Green / Verde
Acrylic / Acrílico

 0.5 Kg / 16 x 16 x 22 cm

PK-00.35.00X




más info



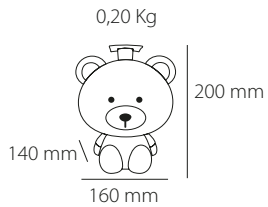
Bear 2

20 1 19 000 00 **0232A**

Blue + White / Azul + Blanco
Acrylic / Acrílico

 0.5 Kg / 14 x 13 x 22 cm

PK-00.30.00X




más info



Pig 1

20 1 19 000 00 **0234A**

Blue / Azul
Acrylic / Acrílico

 0.5Kg / 14 x 13 x 22 cm


PK-00.30.00X



más info






0,5 Kg  250 mm
175 mm \ 195 mm



Panda 1

20 1 19 000 00 **0109A**

White + Black / Blanco + Negro
Acrylic / Acrílico

 0,6 Kg / 20 x 17,5 x 25,5 cm

PK-00.35.00X

más info




0,5 Kg  250 mm
170 mm \ 200 mm

Frog 1

20 1 19 000 00 **0110A**

Green + White / Verde + Blanco
Acrylic / Acrílico

 0,6 Kg / 20 x 17,5 x 26,5 cm

PK-00.35.00X




más info



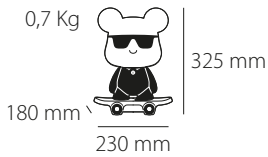


Mouse 1

20 1 19 000 00 **0111A**
 White + Black / Blanco + Negro
 Acrylic / Acrílico

 0,8 Kg / 23 x 18 x 35 cm


PK-00.40.00X



más info

Bear 1

20 1 19 000 00 **0112A**
 White / Blanco
 Acrylic / Acrílico

 0,8 Kg / 23 x 20 x 32 cm

PK-00.40.00X




más info

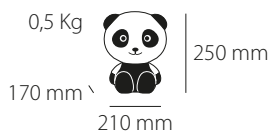


Panda 2

20 1 19 000 00 **0113A**
 White + Black / Blanco + Negro
 Acrylic / Acrílico

 0,6 Kg / 25 x 19 x 27 cm

PK-00.35.00X




más info



Rabbit 1

20 1 19 000 00 **0114A**

Pink + White / Rosa + Blanco
Acrylic / Acrílico

 0,7 Kg / 21 x 19 x 27,5 cm

PK-00.35.00X

0,6 Kg
175 mm \ 220 mm
290 mm




más info



Dog 1

20 1 19 000 00 **0115A**

White + Black / Blanco + Negro
Acrylic / Acrílico

 0,7 Kg / 21 x 19 x 27,5 cm

PK-00.35.00X

0,6 Kg
170 mm \ 210 mm
255 mm




más info






Tiger 1

20 1 19 000 00 **0116A**
Green + White / Verde + Blanco
Acrylic / Acrílico

 0,6 Kg / 20 x 16,5 x 29 cm

PK-00.35.00X

0,5 Kg  | 295 mm
150 mm \ 185 mm

más info



Tiger 2


20 1 19 000 00 **0117A**
Pink + White / Rosa + Blanco
Acrylic / Acrílico

 0,6 Kg / 20 x 16,5 x 29 cm

PK-00.35.00X

más info




0,5 Kg  | 295 mm
150 mm \ 185 mm




Tiger 3

20 1 19 000 00 **0118A**
Brown + White / Marrón + Blanco
Acrylic / Acrílico

 0,6 Kg / 20 x 16,5 x 29 cm

PK-00.35.00X


0,5 Kg  | 295 mm
150 mm \ 185 mm

más info






más info



Rabbit 2

20 1 19 000 00 **0119A**
Green + White / Verde + Blanco
Acrylic / Acrílico


 0,8 Kg / 23,5 x 17 x 30 cm

PK-00.35.00X




Rabbit 3

20 1 19 000 00 **0120A**
Pink + White / Rosa + Blanco
Acrylic / Acrílico

 0,8 Kg / 23,5 x 17 x 30 cm


PK-00.35.00X



más info




más info



Rabbit 4

20 1 19 000 00 **0121A**
Grey + White / Gris + Blanco
Acrylic / Acrílico

 0,8 Kg / 23,5 x 17 x 30 cm


PK-00.35.00X



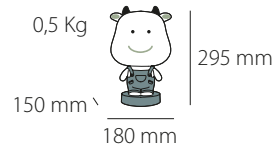


Cow 1

20 1 19 000 00 **0122A**
Green + White / Verde + Blanco
Acrylic / Acrílico

 0,6 Kg / 20 x 16,5 x 29 cm

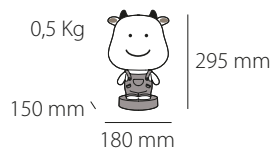
PK-00.40.00X



más info




más info



Cow 2

20 1 19 000 00 **0123A**
Brown + White / Marrón + Blanco
Acrylic / Acrílico


 0,6 Kg / 20 x 16,5 x 29 cm

PK-00.40.00X

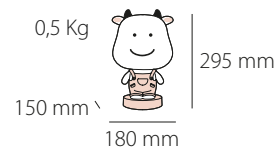


Cow 3

20 1 19 000 00 **0124A**
Pink + White / Rosa + Blanco
Acrylic / Acrílico

 0,6 Kg / 20 x 16,5 x 29 cm

PK-00.40.00X




más info



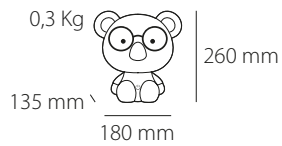
Koala 1

20 1 19 000 00 **0125A**

Blue / Azul
Acrylic / Acrílico

 0,4 Kg / 14 x 16 x 23 cm


PK-00.30.00X



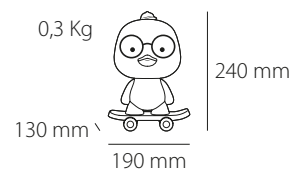
Chicken 1

20 1 19 000 00 **0126A**

Yellow / Amarillo
Acrylic / Acrílico

 0,4 Kg / 18 x 14 x 24 cm

PK-00.35.00X



Up

Pendant Lamp / Colgante




más info

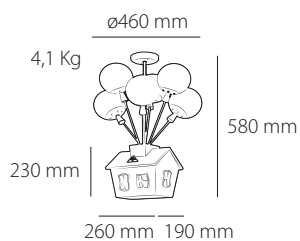
20 3 06 000 00 **0029A**

Multicolored / Multicolor

Glass + Wood + Metal / Cristal + Madera + Metal

 6,7 Kg / 64 x 58 x 23,5 cm

PK-00.175.00X



0029A

Watt / Potencia
40 W MAX LED

Bulbholder / Portalámparas
9 x E27 (Bulbs not included - Bombillas no incluidas)

IP20


Blue Planet

Pendant Lamp / Colgante

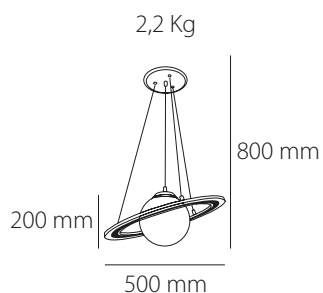


20 3 06 **0209A**

Blue + Black / Azul + Negro
Acrylic + Glass / Acrílico + Cristal

 3.5 Kg / 56.5 x 57.5 x 27 cm

PK-00.135.00X



más info



0209A

Watt Range / Rango Potencia
MIN 15 W \rightarrow 98W MAX LED

Lumens / Flujo Luminoso
6860 lm

Colour Temp. / Temp. de Color
3200 K \rightarrow 4200 K \rightarrow 6500 K

CRI \geq 80
IP20

Bulbholder / Portalámparas

1 x E27 (Bulb not included / Bombilla no incluida)




más info

Basketball

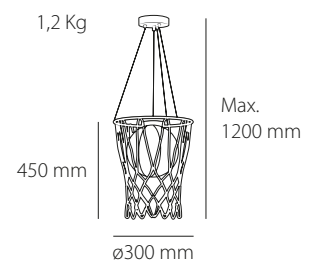
Pendant Lamp / Colgante

20 3 06 000 00 **559**

White + Red + Grey / Blanco + Rojo + Gris
Metal + Glass / Metal + Cristal

 2 Kg / 32 x 32 x 32 cm

PK-00.90.00X



559

Watt / Potencia
40 W MAX LED

Bulbholder / Portalámparas
1 x E27 (Bulbs not included - Bombillas no incluidas)

IP20


✦140

Football

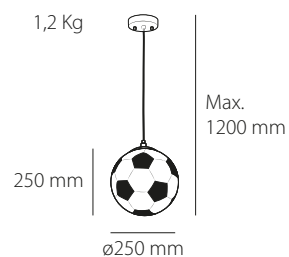
Pendant Lamp / Colgante

20 3 06 000 00 **557**

White + Black / Blanco + Negro
Metal + Glass / Metal+ Cristal

 2,2 Kg / 35 x 35 x 33 cm

PK-00.90.00X



557

Watt / Potencia
40 W MAX LED

Bulbholder / Portalámparas
1 x E27 (Bulbs not included - Bombillas no incluidas)

IP20

más info



Helicopter 3


Pendant Lamp / Colgante



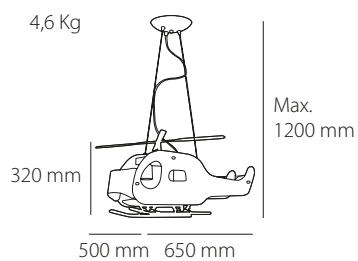
20 3 06 000 00 **560**

Grey / Gris

Metal + Glass / Metal + Cristal

 5,8 Kg / 72 x 32 x 38 cm

PK-00.135.00X



más info



560

Watt / Potencia
60 W MAX LED

Bulbholder / Portalámparas
3 x E27 (Bulbs not included - Bombillas no incluidas)

IP20

✦142

White Star


Ceiling Lamp / Plafón



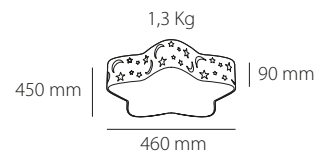
20 3 07 024 CF **652**

White / Blanco

Metal + Acrylic / Metal + Acrílico

 2,2 Kg / 52 x 52 x 17 cm

PK-00.80.00X



más info



652

Watt / Potencia
24 W MAX LED

Lumens / Flujo Luminoso
2600 lm

Colour Temp. / Temp. de Color
3000 K ↔ **6800 K**

CRI **≥80**
IP20

3 Scene switch - Interruptor con 3 escenas de color



ACCESORIOS

LED MAGNET KIT

Accesorios / Repuestos

El LED MAGNET KIT es un equipo diseñado para reparar la fuente de iluminación de una lámpara LED que ha dejado de funcionar. Este kit incluye todos los componentes necesarios para restaurar el funcionamiento de la lámpara de manera rápida y sencilla, sin necesidad de reemplazar toda la luminaria.

0327A

Watt Range / Rango Potencia

MIN 4 W ↔ 48 W MAX LED

Lumens / Flujo Luminoso


3840 lm

Colour Temp. / Temp. de Color

3000 K ↔ 4500 K ↔ 6000 K

CRI ≥80

IP20

 0,4 Kg / 22 x 29 x 4 cm

PK-00.30.00X



más info



0328A

Watt Range / Rango Potencia

MIN 6 W ↔ 64 W MAX LED

Lumens / Flujo Luminoso


5150 lm

Colour Temp. / Temp. de Color

3000 K ↔ 4500 K ↔ 6000 K

CRI ≥80

IP20

 0,5 Kg / 22 x 29 x 4 cm

PK-00.40.00X



más info

Includes / Incluye:

Led Plates / Placas LED

1 Driver / 1 Driver

1 Remote control / 1 Mando a distancia

Connecting cables / Cables de conexión

1 Pin terminal connection / 1 Pin de conexión terminal

Magnets / Imanes

Specifications / Especificaciones: **Dimmable** Intensidad de la luz regulable / **Colour temperature adjustable** Temperatura de color regulable / **3 Scene switch** Interruptor con 3 escenas de color / **Memory** Memoria de encendido.

ÚLTIMAS
UNIDADES




Core S

Ceiling Lamp / Plafón

20 7 06 110 CF **0009A**

White + Coffee / Blanco + Café
Metal + Acrylic / Metal + Acrílico

 6 Kg / 56 x 56 x 20 cm

PK-00.70.00X



más info



0009A

Watt Range / Rango Potencia
MIN 64 W ⇌ 128 W MAX LED

Lumens / Flujo Luminoso
7520 lm

Colour Temp. / Temp. de Color
3500 K ⇌ 6500 K


CRI ≥80
IP20

Remote control included Incluye mando a distancia / **Dimmable** Intensidad de la luz regulable / **Colour temperature adjustable** Temperatura de color regulable / **3 Scene switch** Interruptor con 3 escenas de color / **Memory** Memoria de encendido / **APP**

Core S

Ceiling Lamp / Plafón

20 7 06 110 CF **0010A**
White + Coffee / Blanco + Café
Metal + Acrylic / Metal + Acrílico

 10,4 Kg / 75 x 75 x 21 cm

PK-00.100.00X



0010A



más info

Watt Range / Rango Potencia
MIN 112 W ↔ 224 W MAX LED

Lumens / Flujo Luminoso
10500 lm

Colour Temp. / Temp. de Color
3500 K ↔ 6500 K

CRI ≥80
IP20

Remote control included Incluye mando a distancia / **Dimmable** Intensidad de la luz regulable / **Colour temperature adjustable** Temperatura de color regulable / **3 Scene switch** Interruptor con 3 escenas de color / **Memory** Memoria de encendido / **APP**



Core RT

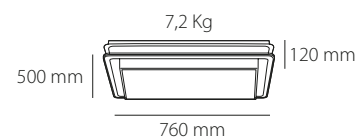
Ceiling Lamp / Plafón

20 7 06 130 CF **0011A**

White + Coffee / Blanco + Café
Metal + Acrylic / Metal + Acrílico

 9,2 Kg / 85 x 60 x 20 cm

PK-00.110.00X



0011A



más info

Watt Range / Rango Potencia
MIN 90 W \leftrightarrow 180 W MAX LED

Lumens / Flujo Luminoso
12090 lm

Colour Temp. / Temp. de Color
3500 K \leftrightarrow 6500 K

CRI \geq 80
IP20

Remote control included Incluye mando a distancia / **Dimmable** Intensidad de la luz regulable / **Colour temperature adjustable** Temperatura de color regulable / **3 Scene switch** Interruptor con 3 escenas de color / **Memory** Memoria de encendido / **APP**

✦150

Closer

Ceiling Lamp / Plafón



más info

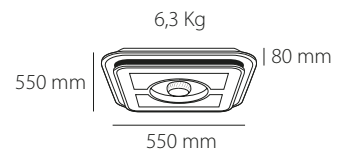


20 7 06 110 CF **0015A**

White + Grey / Blanco + Gris
Metal + Acrylic / Metal + Acrílico

 7,9 Kg / 64 x 64 x 16 cm

PK-00.65.00X



0015A

Watt Range / Rango Potencia
MIN 65 W ⇄ 130 W MAX LED

Lumens / Flujo Luminoso
10500 lm

Colour Temp. / Temp. de Color
3500 K ⇄ 6500 K

CRI ≥80
IP20

Remote control included Incluye mando a distancia / **Dimmable** Intensidad de la luz regulable / **Colour temperature adjustable** Temperatura de color regulable / **3 Scene switch** Interruptor con 3 escenas de color / **Memory** Memoria de encendido / **APP**

Base

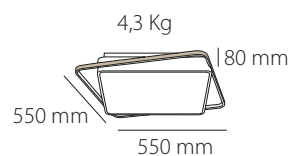
Ceiling Lamp / Plafón

20 7 06 090 CF **0012A**

White + Champagne / Blanco + Champagne
Metal + Acrylic / Metal + Acrílico

 5,9 Kg / 65 x 65 x 19 cm

PK-00.78.00X



0012A



más info

Watt Range / Rango Potencia
MIN 56 W ↔ 112 W MAX LED

Lumens / Flujo Luminoso
8785 lm

Colour Temp. / Temp. de Color
3500 K ↔ 6500 K

CRI ≥80
IP20

Remote control included Incluye mando a distancia / **Dimmable** Intensidad de la luz regulable / **Colour temperature adjustable** Temperatura de color regulable / **3 Scene switch** Interruptor con 3 escenas de color / **Memory** Memoria de encendido.



Base

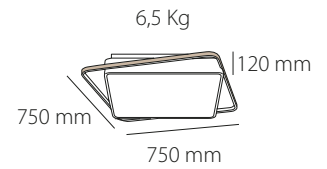
Ceiling Lamp / Plafón

20 7 06 130 CF **0014A**

White + Champagne / Blanco + Champagne
Metal + Acrylic / Metal + Acrílico

 9.2 Kg / 86 x 86 x 20 cm

PK-00.72.22X



0014A



más info

Watt Range / Rango Potencia
MIN 93 W \leftrightarrow 186 W MAX LED

Lumens / Flujo Luminoso
12090 lm

Colour Temp. / Temp. de Color
3500 K \leftrightarrow 6500 K

CRI \geq 80
IP20

Remote control included Incluye mando a distancia / **Dimmable** Intensidad de la luz regulable / **Colour temperature adjustable** Temperatura de color regulable / **3 Scene switch** Interruptor con 3 escenas de color / **Memory** Memoria de encendido.

Tarvos

Ceiling Lamp / Plafón

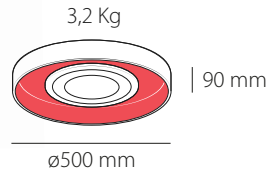


20 7 06 054 CF **0061A**

Grey + Watermelon / Gris + Sandía
Metal + Acrylic / Metal + Acrílico

 4,2 Kg / 55 x 54 x 10 cm

PK-00.60.00X



más info



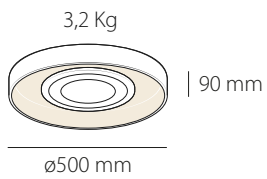
20 7 06 054 CF **0062A**

Grey + Beige / Gris + Beige
Metal + Acrylic / Metal + Acrílico

 4,2 Kg / 55 x 54 x 10 cm

PK-00.60.00X

más info

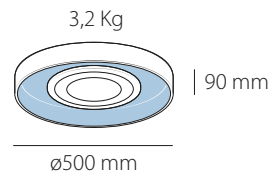


20 7 06 054 CF **0063A**

Grey + Blue / Gris + Azul
Metal + Acrylic / Metal + Acrílico

 4,2 Kg / 55 x 54 x 10 cm

PK-00.60.00X



más info



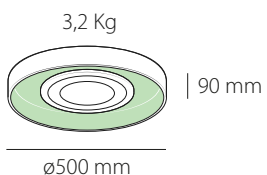
20 7 06 054 CF **0064A**

Grey + Green / Gris + Verde
Metal + Acrylic / Metal + Acrílico

 4,2 Kg / 55 x 54 x 10 cm

PK-00.60.00X

más info





Tarvos 0063A



0061A - 0062A - 0063A - 0064A

Watt Range / Rango Potencia
MIN 5 W ↔ 54 W MAX LED

Lumens / Flujo Luminoso
4050 lm

Colour Temp. / Temp. de Color
3500 K ↔ 6200 K

CRI ≥80
IP20

Remote control included Incluye mando a distancia / **Dimmable** Intensidad de la luz regulable / **Colour temperature adjustable** Temperatura de color regulable / **3 Scene switch** Interruptor con 3 escenas de color / **Memory** Memoria de encendido / **APP**



Tarvos 0061A



Tarvos 0063A



Tarvos 0062A



Tarvos 0064A



Skadi

Ceiling Lamp / Plafón



más info

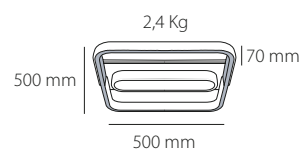


20 7 06 067 CF **0074A**

White + Grey / Blanco + Gris
Metal + Acrylic / Metal + Acrílico

 3,7 Kg / 55 x 55 x 10 cm

PK-00.65.00X



0074A

Watt Range / Rango Potencia
MIN 10 W ⇄ 130 W MAX LED

Lumens / Flujo Luminoso
9207 lm

Colour Temp. / Temp. de Color
3500 K ⇄ 6500 K

CRI ≥80
IP20

Remote control included Incluye mando a distancia / **Dimmable** Intensidad de la luz regulable / **Colour temperature adjustable** Temperatura de color regulable / **3 Scene switch** Interruptor con 3 escenas de color / **Memory** Memoria de encendido / **APP**

Helena

Ceiling Lamp / Plafón



20 7 06 054 CF **0077A**

White + Grey / Blanco + Gris
Metal + Acrylic / Metal + Acrílico

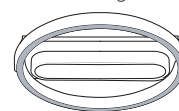
 3,6 Kg / 55 x 55 x 10 cm

PK-00.65.00X



más info

2,3 Kg



70 mm

ø500 mm

0077A

Watt Range / Rango Potencia
MIN 8 W ⇄ 82 W MAX LED

Lumens / Flujo Luminoso
5238 lm

Colour Temp. / Temp. de Color
3000 K ⇄ 6000 K

CRI ≥80
IP20

Remote control included Incluye mando a distancia / **Dimmable** Intensidad de la luz regulable / **Colour temperature adjustable** Temperatura de color regulable / **3 Scene switch** Interruptor con 3 escenas de color / **Memory** Memoria de encendido / **APP**

Mab


Ceiling Lamp / Plafón



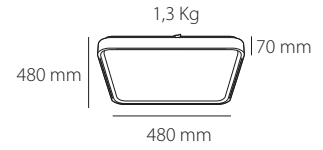
20 7 06 072 CF **973**

White / Blanco

Metal + Acrylic / Metal + Acrílico

 2 Kg / 54 x 54 x 12,5 cm

PK-00.25.00X



973

Watt Range / Rango Potencia
MIN 6 W \leftrightarrow 64 W MAX LED

Lumens / Flujo Luminoso
5150 lm

Colour Temp. / Temp. de Color
3000 K \leftrightarrow 4000 K \leftrightarrow 6000 K

CRI \geq 80
IP20

Remote control included Incluye mando a distancia / **Dimmable** Intensidad de la luz regulable / **Colour temperature adjustable** Temperatura de color regulable / **3 Scene switch** Interruptor con 3 escenas de color / **Memory** Memoria de encendido.



más info

Ufo 3

Ceiling Lamp / Plafón



20 7 06 035 3 **265**

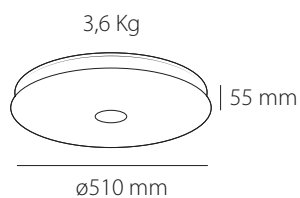
Aluminium / Aluminio

Metal + Glass / Metal + Cristal



5.2 Kg / 62 x 62 x 16 cm

PK-00.35.00X



265

Watt / Potencia

35 W LED

Lumens / Flujo Luminoso

2100 lm

Colour Temp. / Temp. de Color

3000 K

CRI \geq 80

IP20

más info





Frame

Ceiling Lamp / Plafón

752

Watt / Potencia
100 W MAX LED

Lumens / Flujo Luminoso
8606 lm

Colour Temp. / Temp. de Color
3000 K

CRI \geq **80**
IP20




más info



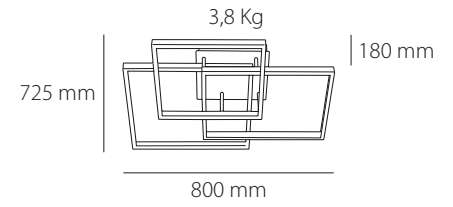
20 7 06 100 30 **752**

White / Blanco

Metal + Aluminium + Acrylic / Metal + Aluminio + Acrílico

 6,1 Kg / 86 x 78 x 26,5 cm

PK-00.180.00X





Frame

Ceiling Lamp / Plafón



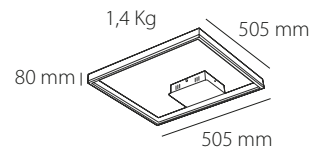
20 7 06 030 3 **751**

White / Blanco

Metal / Metal + Acrílico

 2.8 Kg / 58 x 58 x 15 cm

PK-00.40.00X



751

Watt / Potencia
30 W MAX LED

Lumens / Flujo Luminoso
1000 Lm

Colour Temp. / Temp. de Color
3000 K

CRI \geq **80**
IP20


✦164



más info

Council

Ceiling Lamp / Plafón

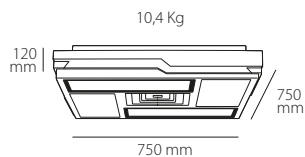


20 7 06 170 CF **0003A**

White + Coffee / Blanco + Café
Metal + Acrylic / Metal + Acrílico

 14.6 Kg / 86 x 86 x 19 cm

PK-00.61.73X



más info

0003A

Watt Range / Rango Potencia
MIN 124 W \rightarrow 248 W MAX LED

Lumens / Flujo Luminoso
16320 lm

Colour Temp. / Temp. de Color
3500 K \rightarrow 6500 K

CRI \geq 80
IP20

Remote control included Incluye mando a distancia / **Dimmable** Intensidad de la luz regulable / **Colour temperature adjustable** Temperatura de color regulable / **3 Scene switch** Interruptor con 3 escenas de color / **Memory** Memoria de encendido / **APP**

Step


Ceiling Lamp / Plafón




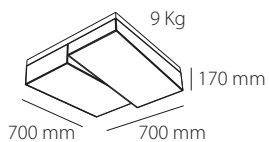
20 7 06 140 CF **729**

White / Blanco

Metal + Fabric / Metal + Tela

 12 Kg / 78 x 78 x 24 cm

PK-00.80.00X



más info

729

Watt Range / Rango Potencia
MIN 12 W \leftrightarrow 145 W MAX LED

Lumens / Flujo Luminoso
16800 lm

Colour Temp. / Temp. de Color
3000 K \leftrightarrow 6500 K

CRI \geq 80
IP20

Remote control included Incluye mando a distancia / **Dimmable** Intensidad de la luz regulable / **Colour temperature adjustable** Temperatura de color regulable / **3 Scene switch** Interruptor con 3 escenas de color.

730

Watt Range / Rango Potencia
MIN 16 W ↔ 215 W MAX LED

Lumens / Flujo Luminoso
25200 lm

Colour Temp. / Temp. de Color
3000 K ↔ 6500 K

CRI ≥80
IP20

Remote control included Incluye mando a distancia / **Dimmable** Intensidad de la luz regulable / **Colour temperature adjustable** Temperatura de color regulable / **3 Scene switch** Interruptor con 3 escenas de color.



20 7 06 210 CF **730**

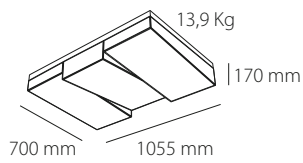
White / Blanco

Metal + Fabric / Metal + Tela




17,2 Kg / 113 x 78 x 24 cm

PK-00.95.00X

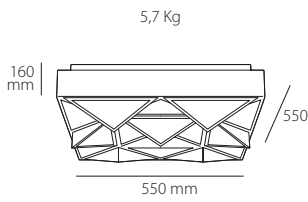


más info



Diamond

Ceiling Lamp / Plafón



20 7 06 050 CF **0005A**

White / Blanco
Metal + Acrylic / Metal + Acrílico

 7.3 Kg / 65 x 65 x 23 cm

PK-00.55.56X



más info

0005A

Watt Range / Rango Potencia
MIN 33 W \leftrightarrow 66 W MAX LED

Lumens / Flujo Luminoso
4950 lm

Colour Temp. / Temp. de Color
3500 K \leftrightarrow 6500 K

CRI \geq 80
IP20

Remote control included Incluye mando a distancia / **Dimmable** Intensidad de la luz regulable / **Colour temperature adjustable** Temperatura de color regulable / **3 Scene switch** Interruptor con 3 escenas de color / **Memory** Memoria de encendido / **APP**



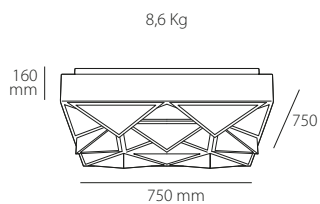
20 7 06 090 CF **0006A**

White / Blanco

Metal + Acrylic / Metal + Acrílico

 11.5 Kg / 85 x 85 x 23 cm

PK-00.61.73X



más info



0006A

Watt Range / Rango Potencia
MIN 63 W \rightarrow 126 W MAX LED

Lumens / Flujo Luminoso
8785 lm

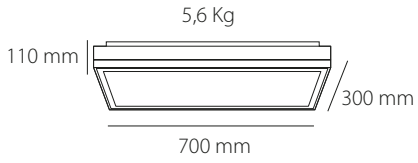
Colour Temp. / Temp. de Color
3500 K \rightarrow 6500 K

CRI \geq 80
IP20

Remote control included Incluye mando a distancia / **Dimmable** Intensidad de la luz regulable / **Colour temperature adjustable** Temperatura de color regulable / **3 Scene switch** Interruptor con 3 escenas de color / **Memory** Memoria de encendido / **APP**


Base

Ceiling Lamp / Plafón



20 7 06 072 C **723**

Silver / Plata
Metal / Metal + Acrílico

 7.3 Kg / 80 x 41 x 21 cm

PK-00.61.73X



más info

723

Watt / Potencia
72 W MAX LED

Lumens / Flujo Luminoso
2970 lm

Colour Temp. / Temp. de Color
3000 K ↔ **6200 K**

CRI **≥80**
IP**20**

Remote control included Incluye mando a distancia / **Dimmable** Intensidad de la luz regulable / **Colour temperature adjustable** Temperatura de color regulable / **3 Scene switch** Interruptor con 3 escenas de color.

★170


Base

Ceiling Lamp / Plafón


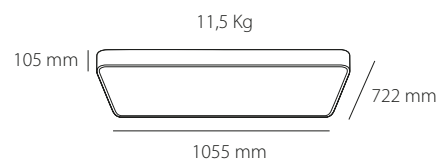
20 7 06 132 C **724**

Silver / Plata


Metal / Metal + Acrílico

 16 Kg / 115 x 81 x 21 cm

PK-00.67.90X



más info



724

Watt / Potencia
132 W MAX LED

Lumens / Flujo Luminoso
7260 lm

Colour Temp. / Temp. de Color
3000 K ↔ **6200 K**

CRI **≥80**
IP20


Remote control included Incluye mando a distancia / **Dimmable** Intensidad de la luz regulable / **Colour temperature adjustable** Temperatura de color regulable / **3 Scene switch** Interruptor con 3 escenas de color.

Helena

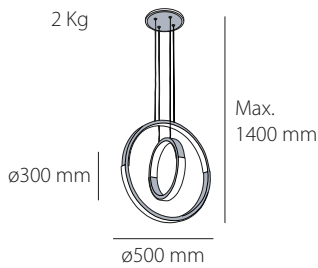
Pendant Lamp / Colgante

20 7 06 056 CF **0075A**

White + Grey / Blanco + Gris
Metal + Acrylic / Metal + Acrílico

 3,1 Kg / 56 x 56 x 10 cm

PK-00.70.00X



0075A

Watt Range / Rango Potencia
MIN 7 W ⇄ 80 W MAX LED

Lumens / Flujo Luminoso
5432 lm

Colour Temp. / Temp. de Color
3000 K ⇄ 6000 K

CRI ≥80
IP20

Remote control included Incluye mando a distancia / **Dimmable** Intensidad de la luz regulable / **Colour temperature adjustable** Temperatura de color regulable / **3 Scene switch** Interruptor con 3 escenas de color / **Memory** Memoria de encendido / **APP**

Skadi

Pendant Lamp / Colgante

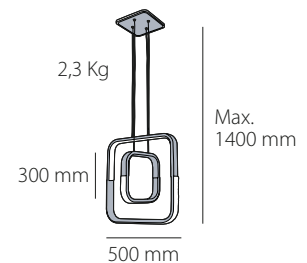


20 7 06 067 CF **0076A**

White + Grey / Blanco + Gris
Metal + Acrylic / Metal + Acrílico

 3,4 Kg / 56 x 56 x 10 cm

PK-00.70.00X



más info



0076A

Watt Range / Rango Potencia
MIN 8 W ⇌ 88 W MAX LED

Lumens / Flujo Luminoso
6633 lm

Colour Temp. / Temp. de Color
3000 K ⇌ 6000 K

CRI ≥80
IP20


Remote control included Incluye mando a distancia / **Dimmable** Intensidad de la luz regulable / **Colour temperature adjustable** Temperatura de color regulable / **3 Scene switch** Interruptor con 3 escenas de color / **Memory** Memoria de encendido / **APP**

Drops 1D

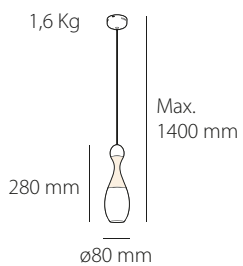
Pendant Lamp / Colgante



20 3 06 005 33 **960**
Gold / Oro
Metal + Glass / Metal + Cristal

 2 Kg / 32 x 27 x 16 cm


PK-00.30.00X



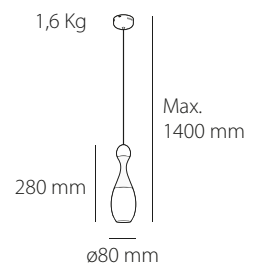
más info



20 3 06 005 33 **961**
Chrome / Cromo
Metal + Glass / Metal + Cristal

 2 Kg / 32 x 27 x 16 cm

PK-00.30.00X



más info



960 - 961

Watt / Potencia
3W MAX LED

Lumens / Flujo Luminoso
360 Lm


Colour Temp. / Temp. de Color
3000 K ↔ 4000 K ↔ 6000 K

CRI **≥80**
IP20



20 3 06 030 CF **962**

Chrome + Gold / Cromo + Oro
Metal + Glass / Metal + Cristal


 10.4 Kg / 51 x 51 x 20.5 cm

PK-00.120.00X



20 3 06 030 C **963**

Chrome / Cromo
Metal + Glass / Metal + Cristal

 10.4 Kg / 51 x 51 x 20.5 cm

PK-00.100.00X

Drops 5D

Pendant Lamp / Colgante



962

Watt / Potencia
30 W MAX LED

Lumens / Flujo Luminoso
3600 lm

Colour Temp. / Temp. de Color
3000 K ↔ 4000 K

CRI **≥80**
IP20



más info


Drops 10D

Pendant Lamp / Colgante

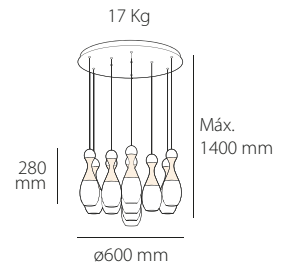
20 3 06 060 C **964**

Gold / Oro

Metal + Glass / Metal + Cristal

 18 Kg / 51 x 51 x 20.5 cm

PK-00.200.00X



más info

964

Watt / Potencia
60 W MAX LED

Lumens / Flujo Luminoso
4500 lm

Colour Temp. / Temp. de Color
3000 K ↔ 4000 K ↔ 6000 K

CRI **≥80**
IP20

✦176


Flaute 6

Pendant Lamp / Colgante

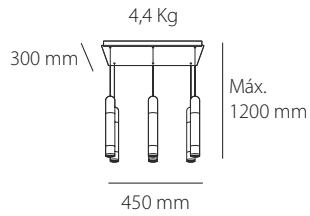
20 3 06 060 4 **386**

White / Blanco

Metal + Acrylic / Metal + Acrílico

 5.6 Kg / 44 x 18 x 57 cm

PK-00.80.24X



386

Watt / Potencia
60 W MAX LED

Lumens / Flujo Luminoso
3600 lm

Colour Temp. / Temp. de Color
4000 K

CRI \geq **80**
IP20



más info



Flaute 9C

Pendant Lamp / Colgante

20 3 06 042 3 **398**

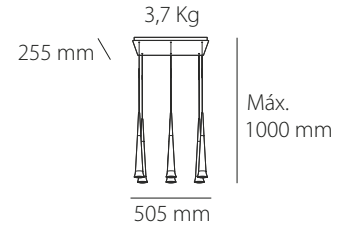
White / Blanco

Metal + Acrylic / Metal + Acrílico



4.8 Kg / 57 x 17 x 60 cm

PK-00.67.90X



398



más info

Watt / Potencia
40 W MAX LED

Lumens / Flujo Luminoso
2400 lm

Colour Temp. / Temp. de Color
4200 K

CRI \geq 80
IP20

Flaute 10


Pendant Lamp / Colgante



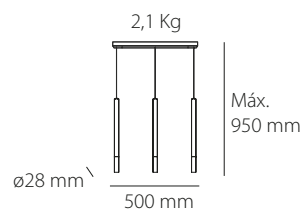
20 3 06 009 3 **403**

Black / Negro

Metal + Acrylic / Metal + Acrílico

 2.7 Kg / 54 x 24 x 17 cm

PK-00.55.56X



403

Watt / Potencia
9 W MAX LED

Lumens / Flujo Luminoso
660 lm

Colour Temp. / Temp. de Color
3000 K


CRI **≥80**
IP**20**




más info

Drops 7

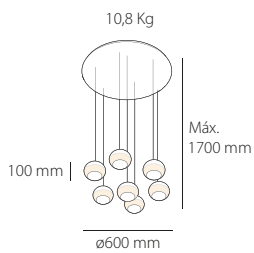
Pendant Lamp / Colgante



20 7 06 056 33 **118**
Chrome / Cromo
Metal + Acrylic / Metal + Acrílico

 12 Kg / 51 x 50 x 20 cm


PK-00.105.56X



más info



20 7 06 056 33 **959**
Chrome + Gold / Cromo + Oro
Metal + Acrylic / Metal + Acrílico

 12 Kg / 51 x 50 x 20 cm

PK-00.105.56X



más info



118 - 959

Watt / Potencia
56 W MAX LED

Lumens / Flujo Luminoso
6160 lm

Colour Temp. / Temp. de Color
3300 K

CRI **≥80**
IP20


Hat 5

Pendant Lamp / Colgante

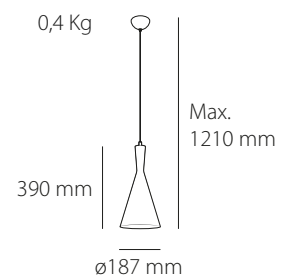


20 3 06 000 00 **622**

Black + Copper / Negro + Cobre
Metal / Metal

 0,8 Kg / 22 x 20 x 40 cm

PK-00.22.00X



más info



622


Watt / Potencia
60 W MAX

Bulbholder / Portalámparas
1 x E27 (Bulb not included - Bombilla no incluida)

IP20


Silk

Pendant Lamp / Colgante

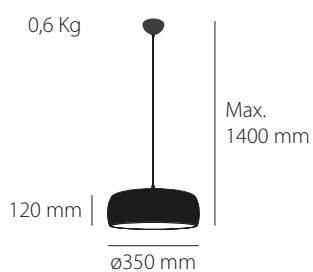


20 3 06 000 00 **0024A**

Black / Negro
Metal / Metal

 1,3 Kg / 37 x 37 x 20 cm

PK-00.20.00X



más info



0024A - 0023A

Watt / Potencia
40 W MAX


Bulbholder / Portalámparas
3 x E27 (Bulb not included - Bombilla no incluida)

IP20

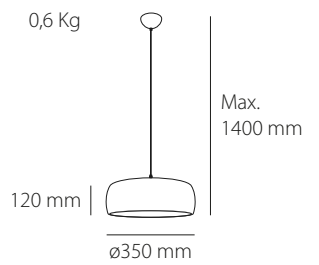


20 3 06 000 00 **0023A**

White / Blanco
Metal / Metal

 1,3 Kg / 37 x 37 x 20 cm

PK-00.20.00X




más info

Umbrella

Pendant Lamp / Colgante

20 3 06 000 00 **982**

Blue / Azul
Metal / Metal


 1,2 Kg / 38 x 38 x 30 cm

PK-00.19.44X



20 3 06 000 00 **985**

Black / Negro
Metal / Metal


 1,2 Kg / 38 x 38 x 30 cm

PK-00.19.44X

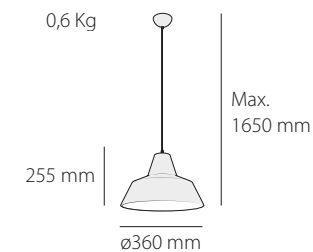


20 3 06 000 00 **986**

Grey / Gris
Metal / Metal

 1,2 Kg / 38 x 38 x 30 cm

PK-00.19.44X



más info



más info



982 - 985 - 986

Watt / Potencia
60 W MAX

Bulbholder / Portalámparas
1 x E27 (Bulb not included - Bombilla no incluida)

IP20




Polyhedron 1

Pendant Lamp / Colgante

20 3 06 000 0 **507**

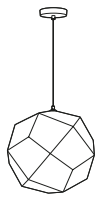
Gold / Oro
Metal / Metal

 3.3 Kg / 49 x 49 x 49 cm

PK-00.62.96X



1,8 Kg



Máx.
1900 mm

ø450 mm

507

Watt / Potencia
60 W MAX LED

Bulbholder / Portalámparas
1 x E27
(Bulb not included - Bombilla no incluida)

IP20



más info






Copper 2

Pendant Lamp / Colgante



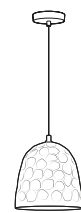
20 3 06 000 0 **515**

Copper / Cobre
Metal / Metal

 3.5 Kg / 36 x 36 x 40 cm

PK-00.39.51X

1,4 Kg



Máx.
1500 mm

ø300 mm

515

Watt / Potencia

60 W MAX LED

Bulbholder / Portalámparas

1 x E27

(Bulb not included - Bombilla no incluida)

IP20



más info

Drops 1B

Wall Lamp / Aplique




más info

20 5 06 008 33 **359**

Gold / Oro


Metal + Glass / Metal + Cristal

 1,5 Kg / 24 x 19 x 25 cm

PK-00.30.00X




1,2 Kg 120 mm

ø100 mm |  190 mm
180 mm




más info

20 5 06 008 33 **119**
 Chrome / Cromo
 Metal + Glass / Metal+ Cristal

 1,5 Kg / 24 x 19 x 25 c

PK-00.30.00X



1,2 Kg 120 mm
 ø100 mm |  | 190 mm
 180 mm

359 - 119

Watt / Potencia
8 W MAX LED

Lumens / Flujo Luminoso
880 lm

Colour Temp. / Temp. de Color
3300 K


CRI **≥80**
 IP**20**

Drops 1A

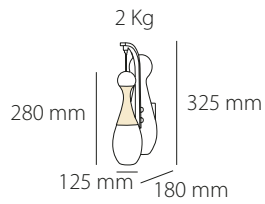
Wall Lamp / Aplique



20 5 06 005 42 **117**
Gold / Oro
Metal + Glass / Metal + Cristal

 2,4 Kg / 38 x 19 x 21 cm


PK-00.40.00X



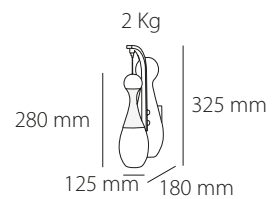
más info



20 5 06 005 42 **0060A**
Chrome / Cromo
Metal + Glass / Metal + Cristal

 2,4 Kg / 38 x 19 x 21 cm

PK-00.35.00X



más info



117 - 0060A

Watt / Potencia
5 W MAX LED

Lumens / Flujo Luminoso
550 lm

Colour Temp. / Temp. de Color
4200 K

CRI **≥80**
IP**20**

Sign R


Wall Lamp / Aplique



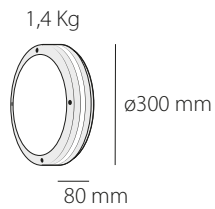
65 5 02 024 30 **0047A**

Grey / Gris

Aluminium + Acrylic / Aluminio + PC

 1,6 Kg / 32 x 10 x 33 cm

PK-00.63.55X



más info



0047A

Watt / Potencia
24 W MAX LED

Lumens / Flujo Luminoso
2400 lm

Colour Temp. / Temp. de Color
3000 K

CRI **≥80**
IP **65**


Nidus 1

Pendant Lamp / Colgante

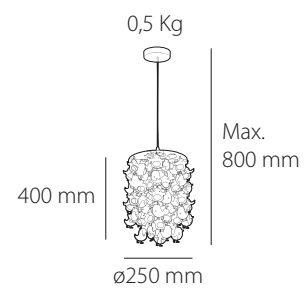


20 3 06 000 00 **552**

Yellow / Amarillo
Acrylic / Acrílico

 0,7 Kg / 26 x 10 x 27 cm

PK-00.15.00X



552

Watt / Potencia
40 W MAX LED

Bulbholder / Portalámparas
1 x E27 (Bulbs not included - Bombillas no incluidas)

IP20


Helicopter 2

Pendant Lamp / Colgante

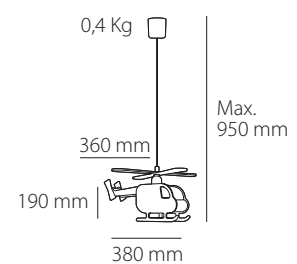


20 3 06 000 00 **537**

Green / Verde
Acrylic / Acrílico

 0,7 Kg / 37 x 12 x 15 cm

PK-00.15.00X



más info



537

Watt / Potencia
40 W MAX LED

Bulbholder / Portalámparas
1 x E27 (Bulbs not included - Bombillas no incluidas)


IP20

Bee 2

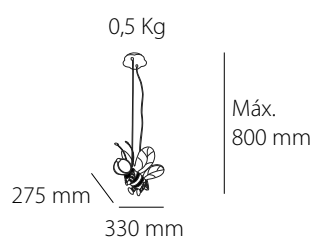
Pendant Lamp / Colgante

20 3 06 000 0 **542**

Black + Yellow / Negro + Amarillo
Acrílico / Acrílico

 0.7 Kg / 21.5 x 21.5 x 14 cm

PK-00.10.00X



más info



542

Watt / Potencia
60 W MAX LED

Bulbholder / Portalámparas
1 x E27 (Bulbs not included - Bombillas no incluidas)

IP20


Nautilus

Pendant Lamp / Colgante

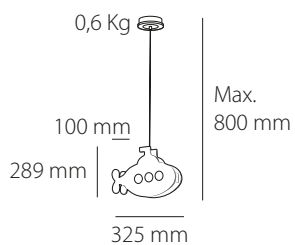


20 3 06 000 00 **543**

Blue + Purple / Azul + Morado
Acrylic / Acrílico

 0,9 Kg / 36 x 13 x 28 cm

PK-00.20.00X



más info



543


Watt / Potencia
40 W MAX LED

Bulbholder / Portalámparas
1 x E27 (Bulbs not included - Bombillas no incluidas)

IP20

Ship

Pendant Lamp / Colgante



20 3 06 000 00 **544**

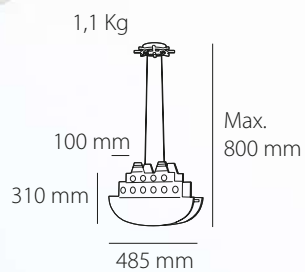
Yellow / Amarillo

MDF + Acrylic / MDF + Acrílico



1,5 Kg / 50 x 14 x 36 cm

PK-00.25.00X



544

Watt / Potencia
40 W max LED

Bulbholder / Portalámparas
2 x E27 (Bulbs not included - Bombillas no incluidas)

IP20

★196



más info


Ocean 2

Pendant Lamp / Colgante

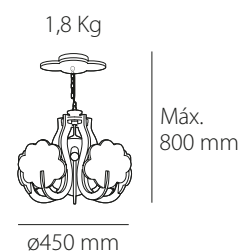


20 3 06 000 0 **551**

Multicolored / Multicolor
MDF / MDF

 2.3 Kg / 49 x 28.5 x 21.5 cm

PK-00.15.00X



más info



551

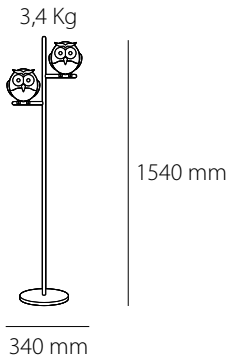
Watt / Potencia
40 W MAX LED

Bulbholder / Portalámparas
5 x E14 (Bulbs not included - Bombillas no incluidas)

IP20


Owl 2F

Floor Lamp / Lámpara de Pie




20 6 17 000 0 **534**

Brown / Marrón
Metal + Acrylic / Metal + Acrílico

 3.9 Kg / 55 x 38 x 30 cm

PK-00.27.16X



más info



534

Watt / Potencia
40 W MAX LED

Bulbholder / Portalámparas
2 x G9 (Bulbs not included - Bombillas no incluidas)


IP20

Bee World

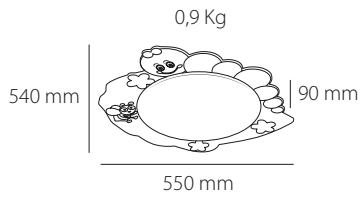
Ceiling Lamp / Plafón

20 5 06 015 30 **549**

Multicolored / Multicolor
MDF + Acrylic / MDF + Acrílico

 1,7 Kg / 63 x 11 x 65 cm

PK-00.15.00X



más info



549

Watt / Potencia
15 W MAX LED

Colour Temp. / Temp. de Color
3000 K

CRI **≥80**
IP**20**


Pirate Ship 2

Wall Lamp / Aplique

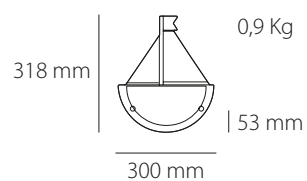


20 5 06 000 00 **554**

Multicolored / Multicolor
Metal + Glass / Metal + Cristal

 1,2 Kg / 49 x 11 x 35,5 cm

PK-00.15.00X



más info



554

Watt / Potencia
40 W MAX LED

Bulbholder / Portalámparas
1 x E14 (Bulbs not included - Bombillas no incluidas)

IP20

✦200

Nidus 2

Wall Lamp / Aplique



20 5 06 000 00 **553**

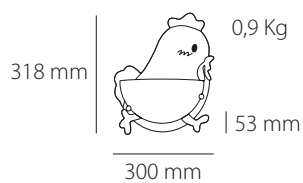
White / Blanco

Metal + Glass / Metal + Cristal

1,2 Kg / 37 x 11 x 40 cm

Box / Caja (cm)

PK-00.15.00X



553

Watt / Potencia

40 W MAX LED

Bulbholder / Portalámparas

1 x E14 (Bulbs not included - Bombillas no incluidas)

IP20

más info





**CATÁLOGO
TÉCNICO**

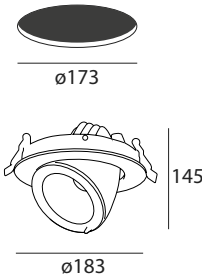
PERISCOPE 40W
20 4 07 040 40 057

PK-00.10.58X

LED
CREE 
DRIVER
GOLDMATCH

Datos técnicos
LED (COB)
Color **Blanco**
Potencia **40 W**
Flujo Luminoso **3000 lm**
Temperatura color **4000 K**
Ángulo **36°**
CRI **≥80**
IP20
110 - 240 V

Dimensiones (mm)



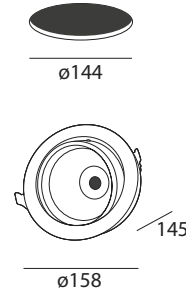
PERISCOPE 40W O
20 4 07 040 40 058

PK-00.09.67X

LED
CREE 
DRIVER
GOLDMATCH

Datos técnicos
LED (COB)
Color **Blanco**
Potencia **40 W**
Flujo Luminoso **3000 lm**
Temperatura color **4000 K**
Ángulo **36°**
CRI **≥80**
IP20
110 - 240 V

Dimensiones (mm)

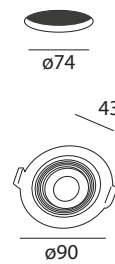


ESSENTIAL 7W
20 4 07 007 30 440

PK-00.01.39X

Datos técnicos
LED (SMD)
Color **Blanco**
Potencia **7 W**
Flujo Luminoso **500 lm**
Temperatura color **3000 K**
Ángulo **38°**
CRI **≥80**
FP **≥0,5**
IP20
220 - 240 V
15.000 Hr

Dimensiones (mm)

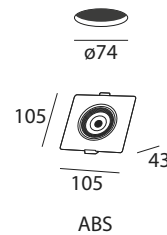


ESSENTIAL 57W C
20 4 07 007 30 441

PK-00.00.74X

Datos técnicos
LED (SMD)
Color **Blanco**
Potencia **7 W**
Flujo Luminoso **500 lm**
Temperatura color **3000 K**
Ángulo **38°**
CRI **≥80**
IP20
220 - 240 V
15.000 Hr

Dimensiones (mm)



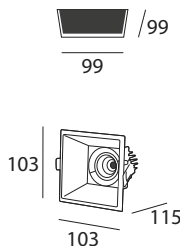
ESSENTIAL 7W SC
20 4 09 007 40 076

PK-00.04.55X

LED
SANAN 
OPTOELECTRONICS

Datos técnicos
LED (COB)
Color **Blanco**
Potencia **7 W**
Flujo Luminoso **700 lm**
Temperatura color **4000 K**
Ángulo **90°**
CRI **≥80**
IP20
100 - 265 V

Dimensiones (mm)



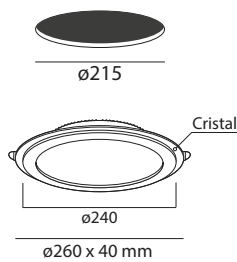
MINIMAL TWIN R
20 4 09 24 40 358

PK-00.04.39X



Datos técnicos
LED (SMD)
Color **Blanco**
Potencia **24W**
Flujo Luminoso **1200 lm**
Temperatura color **4000 K**
Ángulo **105°**
CRI ≥ 80
FP $\geq 0,8$
IP20

Dimensiones (mm)



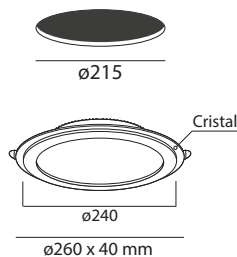
MINIMAL TWIN 24W 6K
20 4 09 24 60 705

PK-00.04.39X



Datos técnicos
LED (SMD)
Color **Blanco**
Potencia **24W**
Flujo Luminoso **1200 lm**
Temperatura color **6000 K**
Ángulo **105°**
CRI ≥ 80
FP $\geq 0,8$
IP20

Dimensiones (mm)

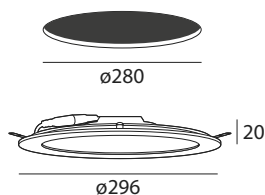


MINIMAL 24W RE
20 4 08 024 40 446

PK-00.02.74X

Datos técnicos
LED (SMD)
Color **Blanco**
Potencia **24 W**
Flujo Luminoso **1700 lm**
Temperatura color **4000 K**
Ángulo **120°**
CRI ≥ 80
FP $\geq 0,9$
IP20
220 - 240 V
25.000 Hr

Dimensiones (mm)

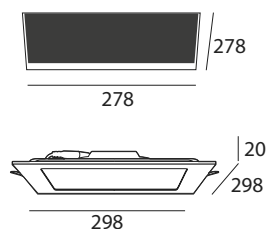


MINIMAL 24W SE
20 4 08 024 40 448

PK-00.02.91X

Datos técnicos
LED (SMD)
Color **Blanco**
Potencia **24 W**
Flujo Luminoso **1700 lm**
Temperatura color **4000 K**
Ángulo **120°**
CRI ≥ 80
FP $\geq 0,9$
IP20
220 - 240 V
25.000 Hr

Dimensiones (mm)

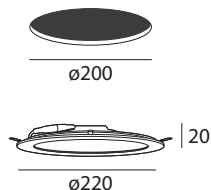


MINIMAL
20 4 08 018 30 519

PK-00.01.45X

Datos técnicos
LED (SMD)
Color **Blanco**
Potencia **18 W**
Flujo Luminoso **1300 lm**
Temperatura color **3000 K**
Ángulo **120°**
CRI ≥ 80
FP $\geq 0,5$
IP20
220 - 240 V
25.000 Hr

Dimensiones (mm)



MINIMAL TWIN S 20 4 09 24 60 706

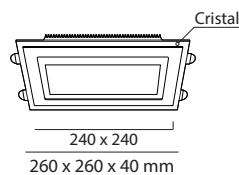

PK-00.04.39X



Datos técnicos

LED (SMD)
Color **Blanco**
Potencia **24W**
Flujo Luminoso **1200 lm**
Temperatura color **6000 K**
Ángulo **105°**
CRI ≥ 80
FP $\geq 0,8$
IP20

Dimensiones (mm)



más info

MINIMAL TWIN 24W 4K 20 4 09 24 40 722

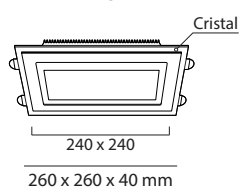

PK-00.04.39X



Datos técnicos

LED (SMD)
Color **Blanco**
Potencia **24 W**
Flujo Luminoso **1200 lm**
Temperatura color **4000 K**
Ángulo **105°**
CRI ≥ 80
FP $\geq 0,8$
IP20

Dimensiones (mm)



más info

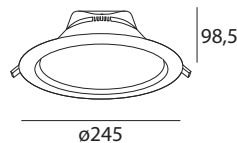
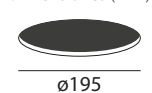
ESSENTIAL 19W 20 4 09 019 40 444

PK-00.03.40X

Datos técnicos

LED (SMD)
Color **Blanco**
Potencia **19 W**
Flujo Luminoso **1900 lm**
Temperatura color **4000 K**
Ángulo **100°**
CRI ≥ 80
IP20
100 - 240 V
25.000 Hr

Dimensiones (mm)



más info

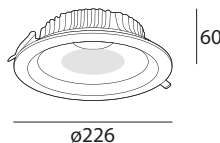
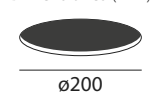
ESSENTIAL S 20 4 09 32 40 704

PK-00.05.38X

Datos técnicos

LED (COB)
Color **Blanco**
Potencia **32 W**
Flujo Luminoso **2400 lm**
Temperatura color **4000 K**
Ángulo **105°**
CRI ≥ 80
IP20
220 - 240 V
30.000 Hr

Dimensiones (mm)



más info

ESSENTIAL 44 4 09 21 40 709

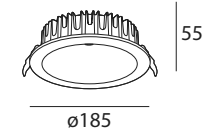
PK-00.04.18X



Datos técnicos

LED (COB)
Color **Blanco**
Potencia **21 W**
Flujo Luminoso **1750 lm**
Temperatura color **4000 K**
CRI ≥ 80
IP44

Dimensiones (mm)



más info



OPAL BOMB. LED 5W
E27 12V DC

E14 005 400 45 **0148A**

PK-00.02.90X

Datos técnicos

LED (E27)
Color **Blanco**
Potencia **5W**
Flujo Luminoso **400 lm**
Temperatura color **4000 K**
Ángulo **180°**
FP $\geq 0,5$
IP20

más info



Dimensiones



ø37 x 99 mm



DECO VINTAGE 6W ST
E27 AMB DIM

E27 006 600 27 **0055A**

PK-00.00.72X

Datos técnicos

LED (E27)
Color **Ámbar**
Potencia **6W**
Flujo Luminoso **600 lm**
Temperatura color **2700 K**
Ángulo **300°**
FP $\geq 0,5$
IP20

más info



Dimensiones



ø64 x 146 mm



CANDLE VINTAGE 4W
E14 CLR

E14 004 400 40 **0056A**

PK-00.00.72X

Datos técnicos

LED (E14)
Color **Transparente**
Potencia **4W**
Flujo Luminoso **400 lm**
Temperatura color **4000 K**
Ángulo **300°**
CRI ≥ 80
FP $\geq 0,5$
IP20
20.000 Hr

más info



Dimensiones



ø35 x 100 mm



FILAMENT VINTAGE
A60 7W CLR

E27 007 650 30 **0058A**

PK-00.00.72X

Datos técnicos

LED (E27)
Color **Ámbar**
Potencia **7W**
Flujo Luminoso **650 lm**
Temperatura color **3000 K**
Ángulo **300°**
CRI ≥ 80
IP20
15.000 Hr

más info



Dimensiones



ø60 x 105 mm



BULL DECO 6W A C

E27 006 470 30 **149**

PK-00.00.72X

Datos técnicos

LED (E27)
Color **Blanco**
Potencia **6W**
Flujo Luminoso **470 lm**
Temperatura color **3000 K**
Ángulo **200°**
CRI ≥ 80
FP $\geq 0,5$
IP20
15.000 Hr

más info



Dimensiones



ø60 x 113 mm



BULL DECO 7W A C DIM

E27 007 470 30 **151**

PK-00.00.72X

Datos técnicos

LED (E27)
Color **Blanco**
Potencia **7W**
Flujo Luminoso **470 lm**
Temperatura color **3000 K**
Ángulo **200°**
CRI ≥ 80
FP $\geq 0,5$
IP20
15.000 Hr

más info



Dimensiones



ø60 x 113 mm



PAR F 13W DIM

E27 013 1100 65 **162**

PK-00.00.72X

Datos técnicos

LED (E27)
Color **Plata**
Potencia **13W**
Flujo Luminoso **1100 lm**
Temperatura color **6500 K**
Ángulo **40°**
CRI ≥ 80
FP $\geq 0,9$
IP20
25.000 Hr

más info



Dimensiones



ø95 x 119 mm



TRON 22W
20 2 18 022 40 050

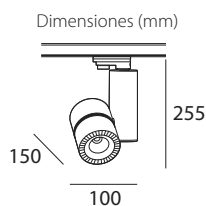
PK-00.12.91X

DRIVER
ALLOOKING
POWERED BY ALLOOKING

LED
bridgelux.

Datos técnicos

LED (COB)
Color **Blanco**
Potencia **22 W**
Flujo Luminoso **2200 lm**
Temperatura color **4000 K**
Ángulo **38°**
CRI ≥ 80
IP20
220-240 V



TRON 32W
20 2 18 032 40 051

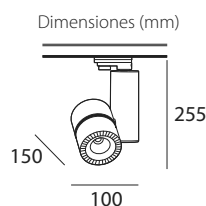
PK-00.12.91X

DRIVER
ALLOOKING
POWERED BY ALLOOKING

LED
bridgelux.

Datos técnicos

LED (COB)
Color **Blanco**
Potencia **32 W**
Flujo Luminoso **3350 / 3962 lm**
Temperatura color **4000 K**
Ángulo **38°**
CRI ≥ 80
IP20
220-240 V



TRON 42W
20 2 18 042 40 052

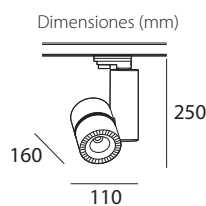
PK-00.16.50X

DRIVER
ALLOOKING
POWERED BY ALLOOKING

LED
bridgelux.

Datos técnicos

LED (COB)
Color **Blanco**
Potencia **42 W**
Flujo Luminoso **4300 / 5148 lm**
Temperatura color **4000 K**
Ángulo **38°**
CRI ≥ 80
IP20
220 - 240 V



TRON 36 W
20 2 18 036 40 053

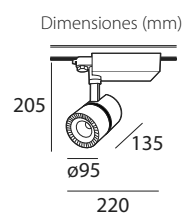
PK-00.15.05X

DRIVER
ALLOOKING
POWERED BY ALLOOKING

LED
bridgelux.

Datos técnicos

LED (COB)
Color **Blanco**
Potencia **36 W**
Flujo Luminoso **3400 lm**
Temperatura color **4000 K**
Ángulo **38°**
CRI ≥ 80
IP20
220 - 240 V



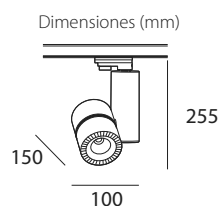
TRON 32W 60°
20 2 18 032 40 701

PK-00.12.91X

LED
bridgelux.

Datos técnicos

LED (COB)
Color **Blanco**
Potencia **32 W**
Flujo Luminoso **3962 lm**
Temperatura color **4000 K**
Ángulo **60°**
CRI ≥ 80
IP20
220-240 V



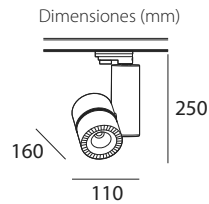
TRON 42W C
20 2 18 042 30 **702**

PK-00.16.50X



Datos técnicos

LED (COB)
Color **Blanco**
Potencia **42 W**
Flujo Luminoso **5148 lm**
Temperatura color **3000 K**
Ángulo **38°**
CRI ≥ 80
IP20
220-240 V



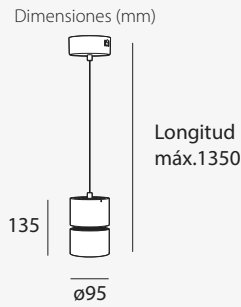
TUBULAR 15W PW
20 3 09 015 40 **065**

PK-00.07.63X



Datos técnicos

LED (COB)
Color **Blanco**
Potencia **15 W**
Flujo Luminoso **1560 lm**
Temperatura color **4000 K**
Ángulo **38°**
CRI ≥ 80
IP20
85 - 240 V



**ACCESORY DECO
HOLDER GREEN**
134

PK-00.00.96X



más info



**ACCESORY DECO
HOLDER RED**
135

PK-00.00.96X



más info

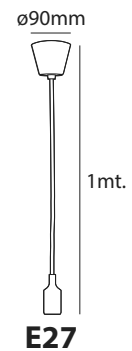


**ACCESORY DECO
HOLDER BLUE**
136

PK-00.00.96X



más info



**ACCESORY DECO
HOLDER Y**
137

PK-00.00.96X



más info



**ACCESORY DECO
HOLDER GREEN**
143

PK-00.00.96X



más info



BLADE 9W
G13 009 1080 65 **164**

PK-00.01.20X

Datos técnicos

LED (G13)
Color **Blanco**
Potencia **9 W**
Flujo Luminoso **1080 lm**
Temperatura color **6500 K**
Ángulo **270°**
CRI ≥ 70
FP $\geq 0,9$
IP20
25.000 Hr

más info



Dimensiones

602 x ø28 mm

BLADE 24W
G13 024 2880 65 **166**

PK-00.02.21X

Datos técnicos

LED (G13)
Color **Blanco**
Potencia **24 W**
Flujo Luminoso **2880 lm**
Temperatura color **6500 K**
Ángulo **270°**
CRI ≥ 70
FP $\geq 0,9$
IP20
25.000 Hr

más info



Dimensiones

1512 x ø28 mm

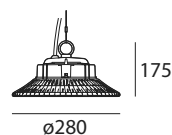
UFO 100W H
65 3 04 100 60 140

PK-00.49.70X



Datos técnicos
LED (SMD)
Color **Negro**
Potencia **100 W**
Flujo Luminoso **10000 lm**
Temperatura color **6000 K**
Ángulo **90°**
CRI ≥ 80
FP $\geq 0,9$
IP65
100 - 240 V

Dimensiones (mm)



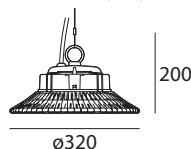
UFO 150W H
65 3 04 150 60 141

PK-00.60.21X



Datos técnicos
LED (SMD)
Color **Negro**
Potencia **150 W**
Flujo Luminoso **15000 lm**
Temperatura color **6000 K**
Ángulo **90°**
CRI ≥ 80
FP $\geq 0,9$
IP65
100 - 240 V

Dimensiones (mm)



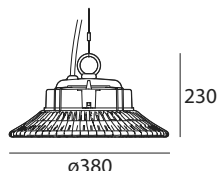
UFO 200W H
65 3 04 200 60 142

PK-00.72.64X



Datos técnicos
LED (SMD)
Color **Negro**
Potencia **200 W**
Flujo Luminoso **20000 lm**
Temperatura color **6000 K**
Ángulo **90°**
CRI ≥ 80
FP $\geq 0,9$
IP65
100 - 240 V

Dimensiones (mm)




UFO 120W H
65 3 04 120 57 472

PK-00.58.30X



Datos técnicos
LED (SMD)
Color **Negro**
Potencia **120 W**
Flujo Luminoso **15600 lm**
Temperatura color **5700 K**
Ángulo **120°**
CRI ≥ 80
FP $\geq 0,9$
IP65
240 V

Dimensiones (mm)



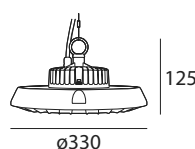
UFO 150W H
65 3 04 150 57 473

PK-00.63.08X



Datos técnicos
LED (SMD)
Color **Negro**
Potencia **150 W**
Flujo Luminoso **19500 lm**
Temperatura color **5700 K**
Ángulo **120°**
CRI ≥ 80
FP $\geq 0,9$
IP65
240 V

Dimensiones (mm)



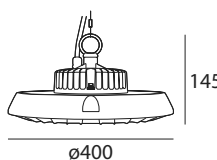
UFO 180W H
65 3 04 180 57 474

PK-00.68.82X



Datos técnicos
LED (SMD)
Color **Negro**
Potencia **180 W**
Flujo Luminoso **23400 lm**
Temperatura color **5700 K**
Ángulo **120°**
CRI ≥ 80
FP $\geq 0,9$
IP65
240 V

Dimensiones (mm)



UFO 210W H
65 3 04 210 57 475

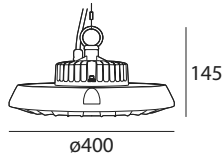
PK-00.72.64X



Datos técnicos

LED (SMD)
Color **Negro**
Potencia **210 W**
Flujo Luminoso **27300 lm**
Temperatura color **5700 K**
Ángulo **120°**
CRI ≥ 80
FP $\geq 0,9$
IP65
240 V

Dimensiones (mm)



UFO 240W H
65 3 04 240 57 476

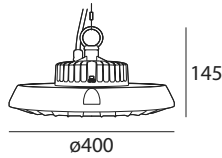
PK-00.77.43X



Datos técnicos

LED (SMD)
Color **Negro**
Potencia **240 W**
Flujo Luminoso **31200 lm**
Temperatura color **5700 K**
Ángulo **120°**
CRI ≥ 80
FP $\geq 0,9$
IP65
240 V

Dimensiones (mm)



UFO 240W D
65 3 04 240 57 708

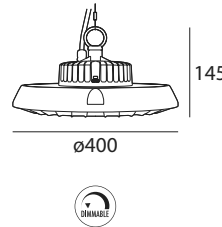
PK-00.77.43X



Datos técnicos

LED (SMD)
Color **Negro**
Potencia **240 W**
Flujo Luminoso **28800 lm**
Temperatura color **5700 K**
Ángulo **120°**
CRI ≥ 80
FP $\geq 0,9$
IP65
240 V

Dimensiones (mm)



HIGH BAY UFO 150W
65 3 04 150 40 798

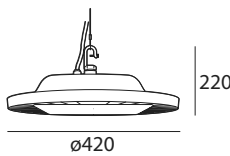
PK-00.65.95X



Datos técnicos

LED (SMD)
Color **Negro**
Potencia **150 W**
Flujo Luminoso **19500 lm**
Temperatura color **4000 K**
Ángulo **90°**
CRI ≥ 80
FP $\geq 0,9$
IP65

Dimensiones (mm)



HIGH BAY UFO 200W
65 3 04 200 40 799

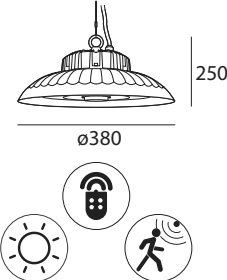
PK-00.87.93X



Datos técnicos

LED (SMD)
Color **Negro**
Potencia **200 W**
Flujo Luminoso **30000 lm**
Temperatura color **4000 K**
Ángulo **120°**
CRI ≥ 80
FP $\geq 0,9$
IP65

Dimensiones (mm)



PERISCOPE 30W S
20 4 07 030 40 059

PK-00.07.10X

LED
EPISTAR

Datos técnicos

LED (COB)
Color **Blanco**
Potencia **30 W**
Flujo Luminoso **2200 lm**
Temperatura color **4000 K**
Ángulo **105°**
CRI ≥ 80
IP20
220 - 240 V

Dimensiones (mm)



POTENCE 100W H
65 7 18 100 65 121

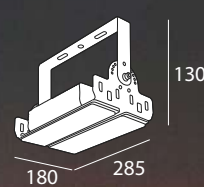
PK-00.40.00X



Datos técnicos

LED (SMD)
Color **Negro**
Potencia **100 W**
Flujo Luminoso **13000 lm**
Temperatura color **6000 K**
Ángulo **90°**
CRI ≥ 80
FP $\geq 0,9$
IP65
100 - 265 V

Dimensiones (mm)



POTENCE 30W S
65 7 18 030 40 469

PK-00.06.60X

Datos técnicos

LED (SMD)
Color **Negro**
Potencia **30 W**
Flujo Luminoso **2400 lm**
Temperatura color **4000 K**
Ángulo **110°**
CRI ≥ 80
FP $\geq 0,9$
IP65
15.000 Hr

Dimensiones (mm)



POTENCE 50W S
65 7 18 050 40 470

PK-00.09.53X

Datos técnicos

LED (SMD)
Color **Negro**
Potencia **50 W**
Flujo Luminoso **4000 lm**
Temperatura color **4000 K**
Ángulo **110°**
CRI ≥ 80
FP $\geq 0,9$
IP65
15.000 Hr

Dimensiones (mm)



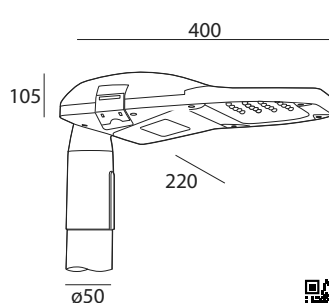
URBAN 40W
66 7 12 040 50 471

PK-00.47.79X

Datos técnicos

LED (SMD)
Color **Gris**
Potencia **40 W**
Flujo Luminoso **4400 lm**
Temperatura color **5000 K**
Ángulo **110°**
CRI ≥ 70
FP $\geq 0,95$
IP66

Dimensiones (mm)



más info

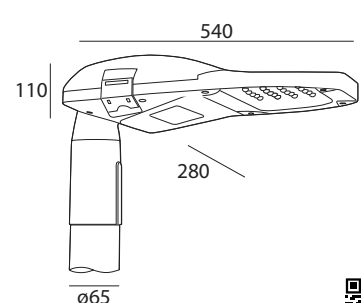
URBAN 80W
66 7 13 080 50 707

PK-00.64.03X

Datos técnicos

LED (SMD)
Color **Gris**
Potencia **80 W**
Flujo Luminoso **8800 lm**
Temperatura color **5000 K**
Ángulo **110°**
CRI ≥ 80
FP $\geq 0,95$
IP66

Dimensiones (mm)



más info



DRIVER
INVENTRONICS
DRIVING THE LIGHTING REVOLUTION



ES

+34 963 267 365
info@kelektron.com

RO

+40 0763 544 545
inforo@kelektron.com